

Battery System Confirmation

C48100A Battery System

Document Number:

Date: 2024.11.27

C48100A Battery System

Type	Parameter
Product Name	Battery System
Product Model	C48100A
Product Specification	51.2V 100Ah 5.12kWh
Prepared by	Kevin
Examined by	POP
Approved by/	Chris
Customer confirmation/	

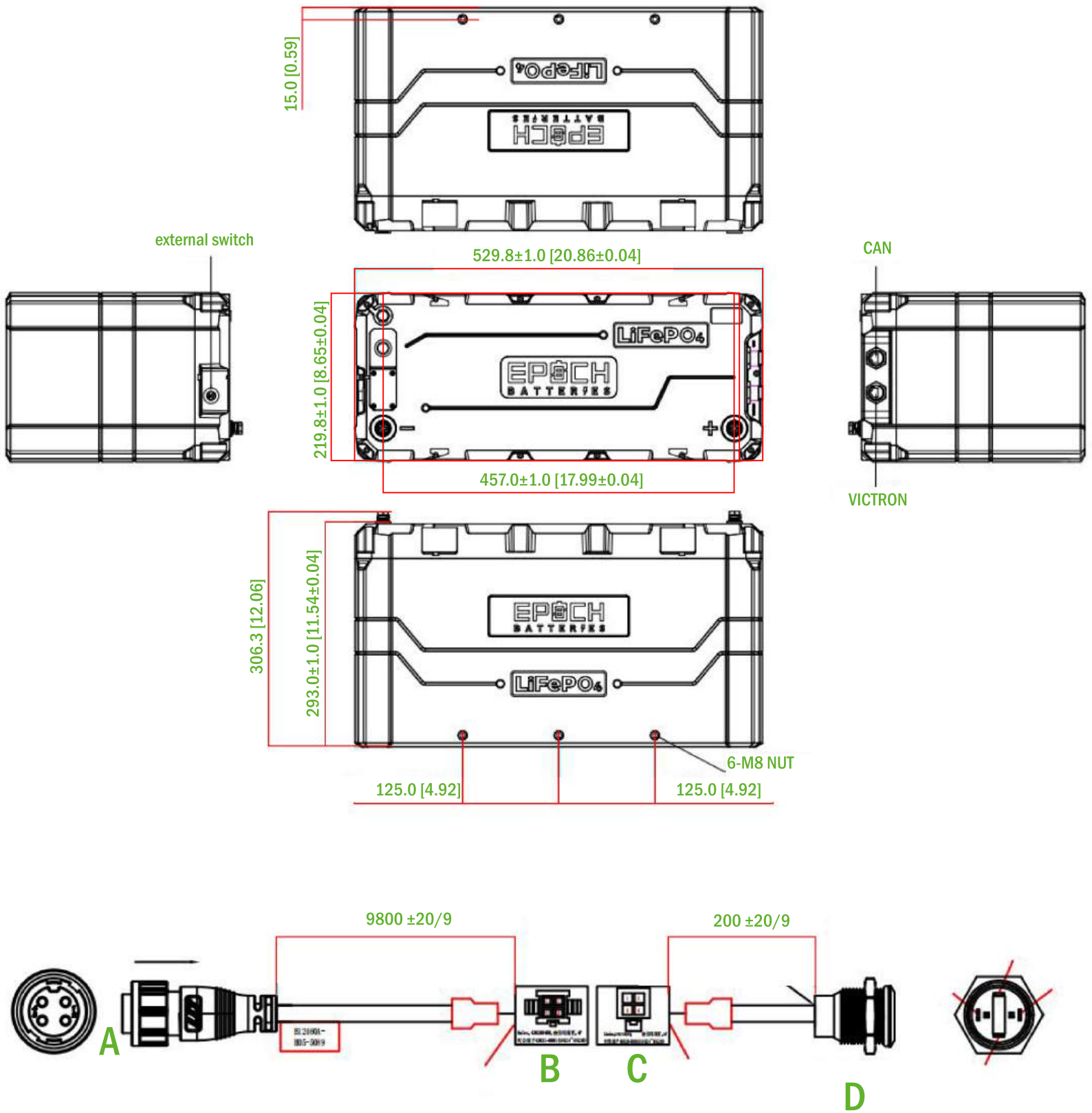
1. Product Overview

1.1. Technical specification

Item	Unit	Specifications	Remarks
Rated capacity	Ah	100Ah	Cell 100Ah
Configuration	-	16S1P	
Operating temperature	Charging working temperature	°C	0~55
	Discharge working temperature	°C	-20~55
Storage temperature	Short-term (within 1 month)	°C	0~55
	Long-term (within one year)	°C	-0~35
Rated voltage	V	51.2	Cell 3.2V
Maximum voltage	V	58.4	Cell 3.65V
Minimum voltage	V	40	Cell 2.5V
Standard capacity	kWh	5.12	@ 0.5C, 25°C
Weight	Kg	44±4	
Maximum discharge current (@30S, 25°C, SOC50%, BOL)	A	300	
Maximum charging current (@5S, 25°C, SOC 50% BOL)	A	300	
Maximum continuous discharge current (@25°C, SOC50%, BOL)	A	150	

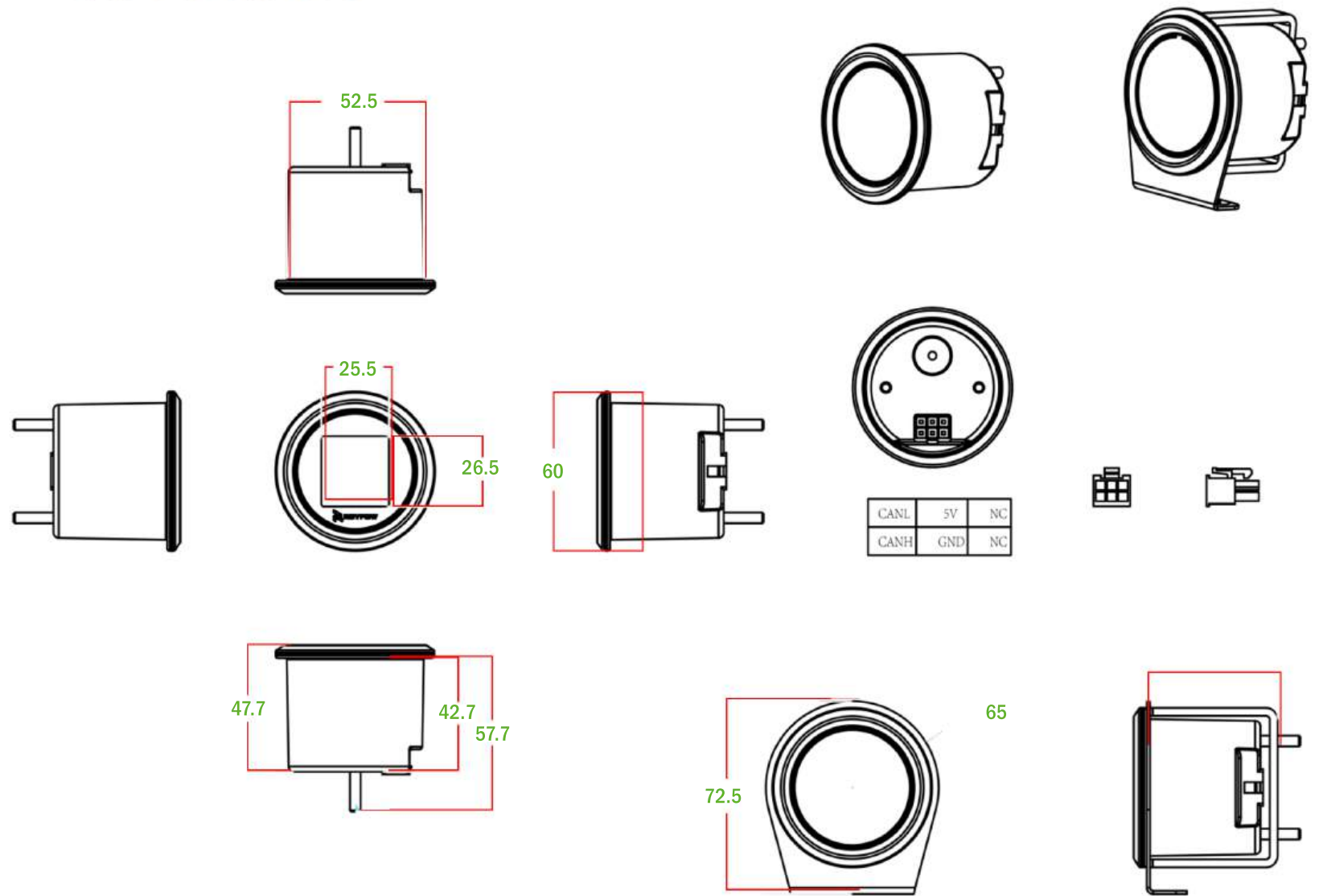
Continuous charging current (@25°C, SOC 50% BOL)	A	100	
Standard charge (@ 25°C) (@5S, 25°C, SOC 50% BOL)	A	Constant Current: ≤0.5C Constant Voltage: 3.65V End Condition (Cut off): ≥0.02C	
SOC status of battery system before shipment		SOC30%±3%	
Self-discharge rate (@SOC 100%,25°C, Loss/Month@BOL)	%	Max 3	
Safe reliability	-	GBT Certificate	Cell
Insulativity	MΩ	Min 20MΩ/1000VDC	@25°C±5°C, RH50%
Cooling mode	-	Natural (Passive) Convection	
Working range of SOC	%	0~ 100%	
Ingress protection	-	IP67	
Bluetooth function	-	4.0	
Attended mode		Supports 0 strings or 16 parallels	
Cycle life		>3500	@25°C, 0.5C charge, 1C discharge, DOD 70%(SOC 0~100%)
Remaining capacity at the end of life		EOL70%	According to warranty period, driving pat tern, temp.profile,etc

1.2. Mechanical Interface



Extension Cable

Figure 1: System Tolerance



New Bluetooth SOC

Figure 2: System Tolerance

Basic Dimensions

Item	Size
------	------

Size of battery system

20.86x8.65x12.06 inch
(529.8x219.8x306.3mm)

2. Requirements for Packaging

2.1. Schematic Diagram of Packaging

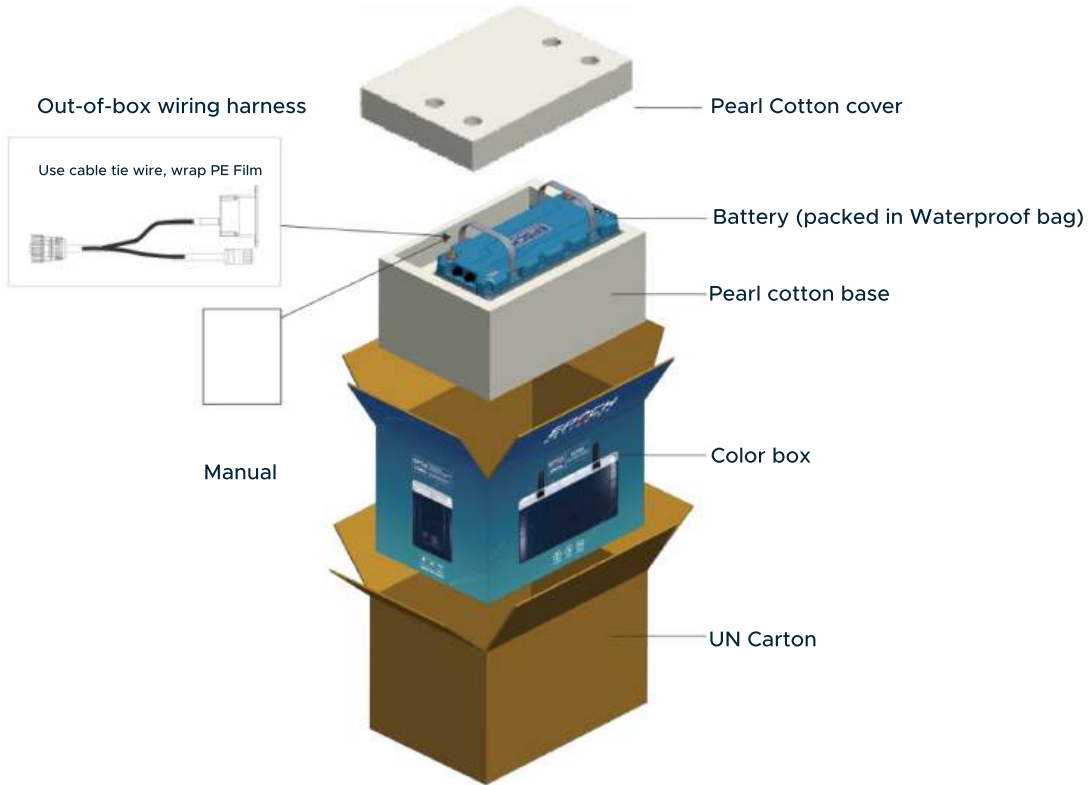


Figure 3. Schematic Diagram of Packaging

2.2. Packing List

Part Name	Product Specification	Package Quantity
Battery system	51.2V 100Ah5.12kWh	1pcs
Electricity meter	S4855SW-H	1pcs
Electricity meter connection harness	-	1pcs
Battery system manual	-	1pcs
Electricity meter manual	-	1pcs