

Drypower

VRLA AGM MULTIPURPOSE RANGE
BACKUP & MAIN POWER



12V

0.8Ah

SLA

AGM

12SB0.8PJ

Rechargeable AGM Sealed Lead Acid Battery

SPECIFICATIONS

Nominal Voltage	12V	
Nominal Capacity		
20 hour rate (0.040A to 10.50V)	0.8Ah	
10 hour rate (0.067A to 10.50V)	0.665Ah	
5 hour rate (0.119A to 10.20V)	0.595Ah	
1C (0.7A to 9.60V)	0.397Ah	
3C (2.1A to 9.60V)	0.28Ah	
Weight	Approx. 364g	
Internal Resistance (at 1KHz)	Approx. 125mΩ	
Maximum Discharge Current (5 secs)	10.5A	
Charge Methods at 25°C		
Cycle Use		
Charging Voltage	14.4V to 15.0V	
Coefficient -5.0mV/°C/Cell		
Maximum Charging Current	0.21A	
Standby Use		
Float Charging Voltage	13.5V to 13.8V	
Coefficient -3.0mV/°C/Cell		
Operating Temperature Range		
Charge	-15°C to 40°C	
Discharge	-15°C to 50°C	
Storage	-15°C to 40°C	
Charge Retention (Shelf Life) at 20°C		
1 month	92%	
3 months	90%	
6 months	80%	

Case Material	ABS UL94 HB
Termination	WIRE / J
Design Life	3-5 years

Classified as a non-spillable battery. Approved for transportation by:

- Air (IATA/ICAO provision A67)
- Road
- Sea (per IMDG Special Provision 238)



Barcode

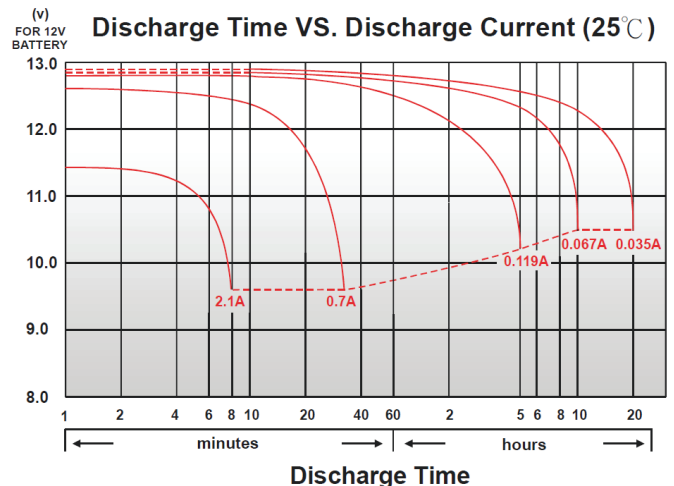
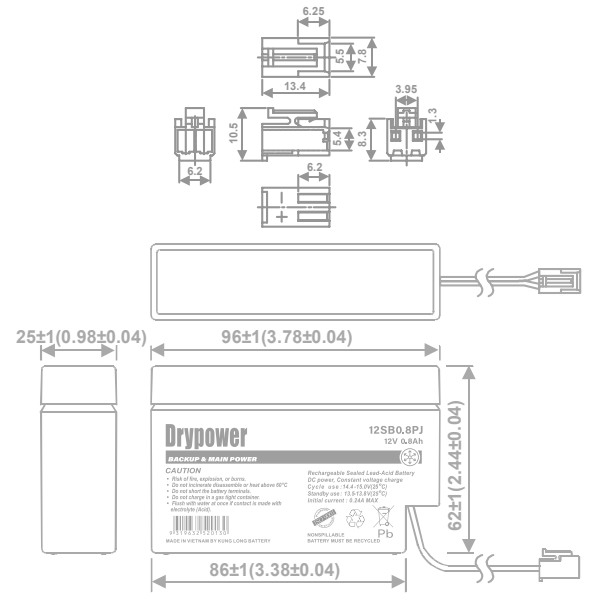


9319632520130



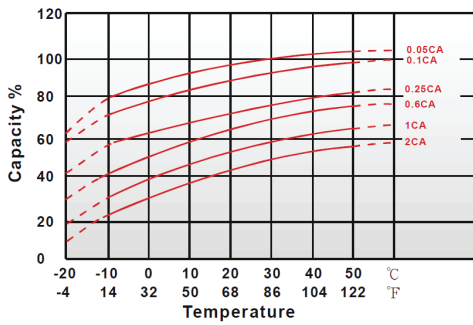
DIMENSIONS

mm (inch)

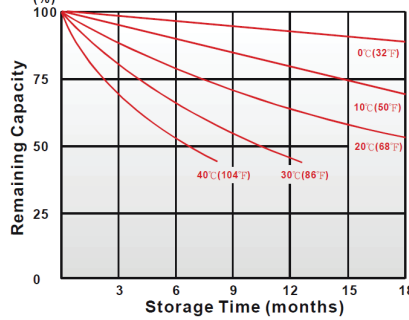


CHARACTERISTICS CHARTS

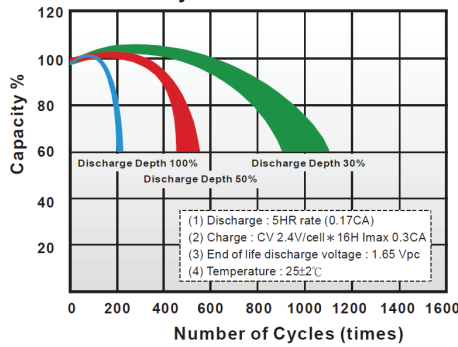
Effect of Temperature on Capacity 25°C (77°F)



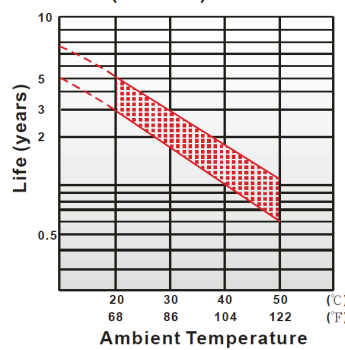
Capacity Retention Characteristic



Cycle Service Life



Trickle (or float) Service Life



FEATURES & BENEFITS

- ◆ Industry leading 99.99% pure lead content for superior service life and dependable performance.
- ◆ Maintenance free technology and non-spillable design.
- ◆ Excellent charge retention in storage.
- ◆ Higher percentage of tin content compared with the industry standard. Tin extends battery standby life by minimising sulphation (corrosion) especially at higher temperatures.
- ◆ Manufactured by Kung Long Battery (KLB) at facilities in Taiwan and Vietnam.

KLB is a leading manufacturer and complies with relevant international quality standards including ISO9001, CE ETL9000, UL1989, OHSAS18001 and ISO17025.

KLB supports Green Sustainable supply chain practices.



PERFORMANCE DATA

Discharge Rates in Watts to Various End Voltages at 25°C (77°F)

End Voltage		1.85V	1.80V	1.75V	1.70V	1.67V	1.65V	1.60V
Time								
5	min	3.37	4.13	4.53	4.85	4.97	5.12	5.3
10	min	2.65	3.07	3.38	3.63	3.72	3.82	3.93
15	min	2.3	2.53	2.68	2.78	2.82	2.87	2.91
30	min	1.34	1.42	1.48	1.53	1.54	1.56	1.58
60	min	0.82	0.865	0.897	0.923	0.933	0.945	0.96
120	min	0.485	0.52	0.545	0.565	0.573	0.582	0.593
180	min	0.337	0.365	0.385	0.4	0.405	0.412	0.42
240	min	0.282	0.302	0.315	0.327	0.33	0.335	0.34
300	min	0.247	0.258	0.267	0.273	0.28	0.277	0.28
600	min	0.131	0.136	0.142	0.144	0.15	0.146	0.147
1200	min	0.07	0.072	0.0735	0.0747	0.075	0.0753	0.0758

Discharge Rates in Amperes to Various End Voltages at 25°C (77°F)

End Voltage		1.85V	1.80V	1.75V	1.70V	1.67V	1.65V	1.60V
Time								
5	min	1.82	2.31	2.62	2.86	2.94	3.03	3.14
10	min	1.38	1.61	1.79	1.94	1.99	2.05	2.12
15	min	1.14	1.3	1.41	1.48	1.5	1.53	1.56
30	min	0.638	0.703	0.755	0.801	0.816	0.833	0.852
60	min	0.424	0.447	0.462	0.475	0.48	0.486	0.493
120	min	0.245	0.26	0.271	0.282	0.286	0.29	0.296
180	min	0.169	0.181	0.19	0.198	0.201	0.205	0.209
240	min	0.14	0.145	0.151	0.156	0.161	0.164	0.167
300	min	0.118	0.124	0.129	0.133	0.134	0.136	0.138
600	min	0.062	0.065	0.067	0.069	0.07	0.071	0.072
1200	min	0.0345	0.0352	0.0358	0.0363	0.0365	0.0368	0.0371

All data on the spec. sheet is an average value:

The tolerance range : $X < 6\text{min}$ (+15%~-15%), $6\text{min} \leq X < 10\text{min}$ (+12%~-12%), $10\text{min} \leq X < 60\text{min}$ (+8%~-8%), $X \geq 60\text{min}$ (+5%~-5%)

Aug2020

Performance may vary depending on application. All specifications are correct at time of creation. All specifications and operation conditions contained in this datasheet are subject to change or improvement without prior notice to the user. This data is for evaluation purposes only. No guarantee is intended or implied by this data. For clarification and updated information, please contact us.