

Quick Installation Guide

HE Series

HE300

MG



⚠ WARNING

	CAUTION: Risk of electric shock Use proper tools and personal protection
	Don't crush, heat, incinerate, short-circuit, dismantle or immerse in any liquid It may vent, rupture and burn
	Make sure the battery is placed in a dry area, without moisture IP40
	Use this battery only in combination with a MG Master LV or MG Master HV Always respect charge instructions

ℹ NOTICE


	Read and fully understand the manual before installation and use	
	This product may only be installed by a qualified electrical engineer	

This battery is tested according to and complies with the IEC 62619, IEC 62620 and UN38.3 standards




Placement

Only install the HE Series vertically or on the long sides.




Leave a **minimum space of 10 mm** all around the battery including the bottom side lifted from the surface. Secure the battery with a strap or a bracket.



Remove both top covers:

1 /10
⊕ PH1



Be Aware

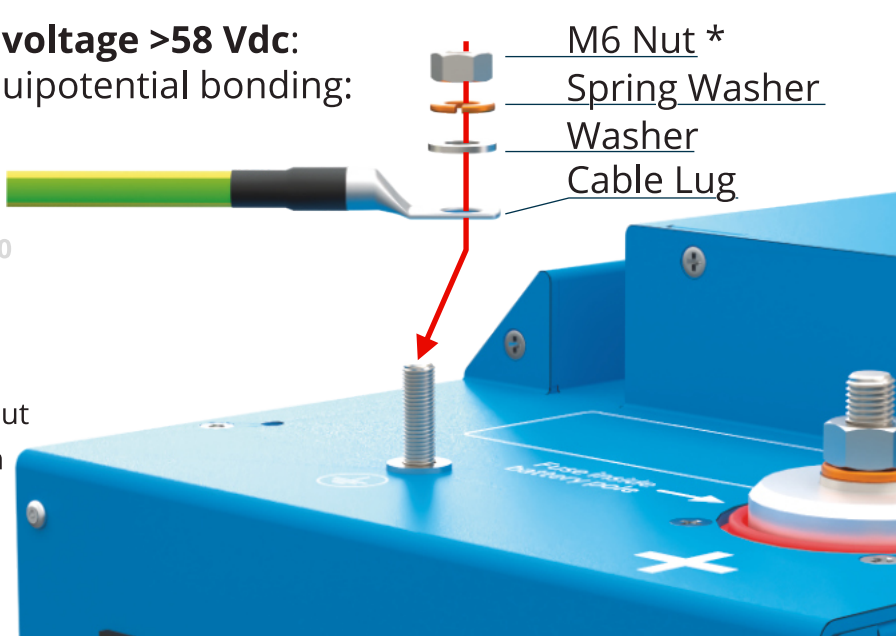


Before connecting the DC cables, make sure the other ends are protected or connected.

System voltage >58 Vdc:

Place equipotential bonding:

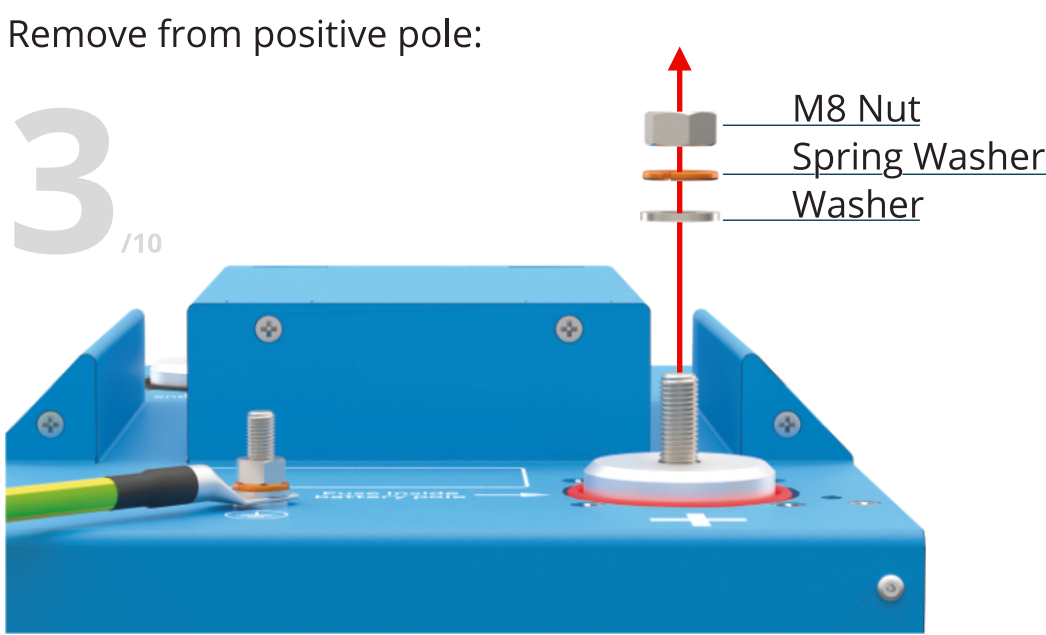
2 /10



*Tighten nut with 4 Nm

Remove from positive pole:

3 /10



Thank you for ordering this MG product

What's in the box:
- MG HE Battery
- Non-fused battery pole

Required tools (isolated):
- Phillips screwdriver PH1
- Torque wrench M6 + M8

Download Center



Scan the QR-code for:

- Manual
- Installation video
- Technical Drawings

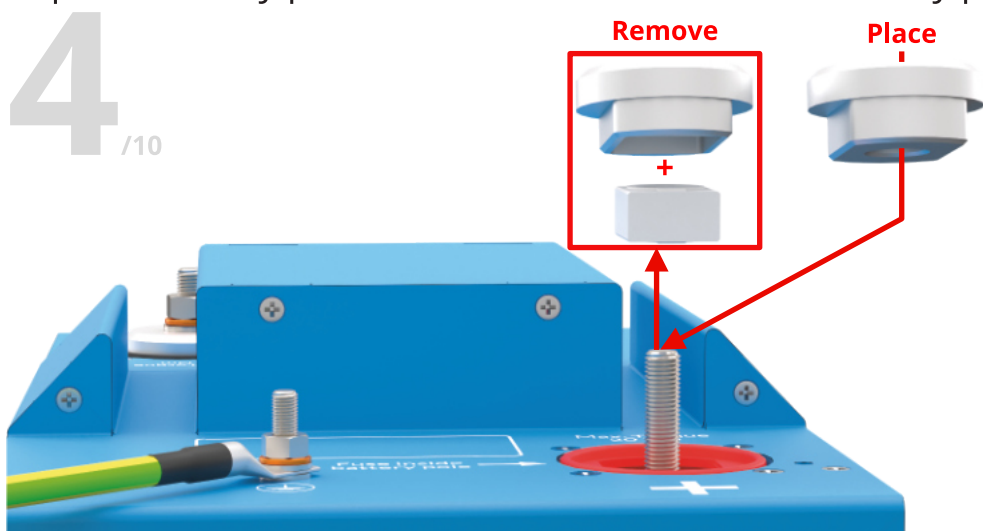
Technical Specifications



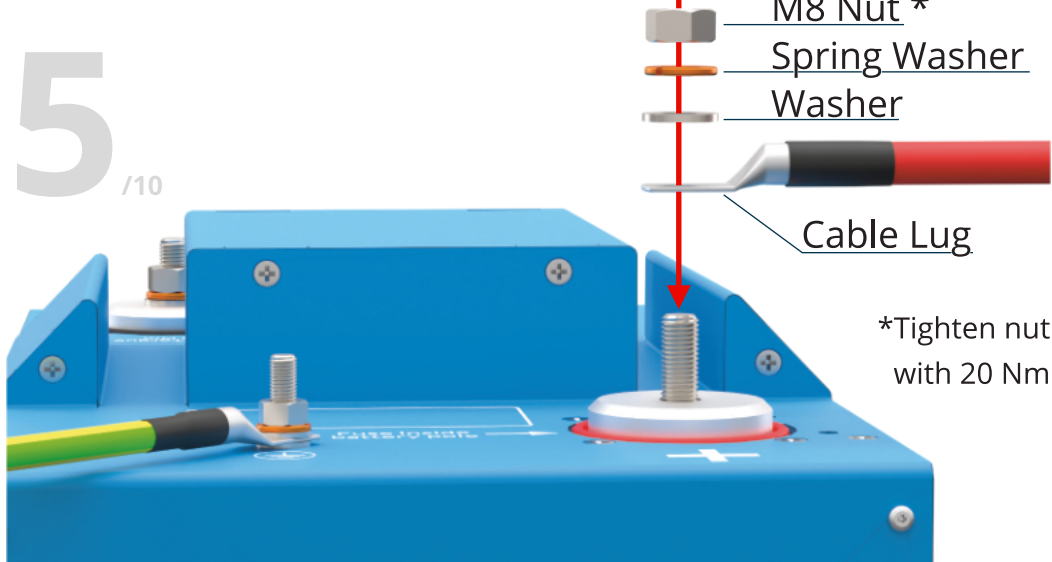
<https://downloads.mgennergysystems.eu/he/>

System voltage >58 Vdc:

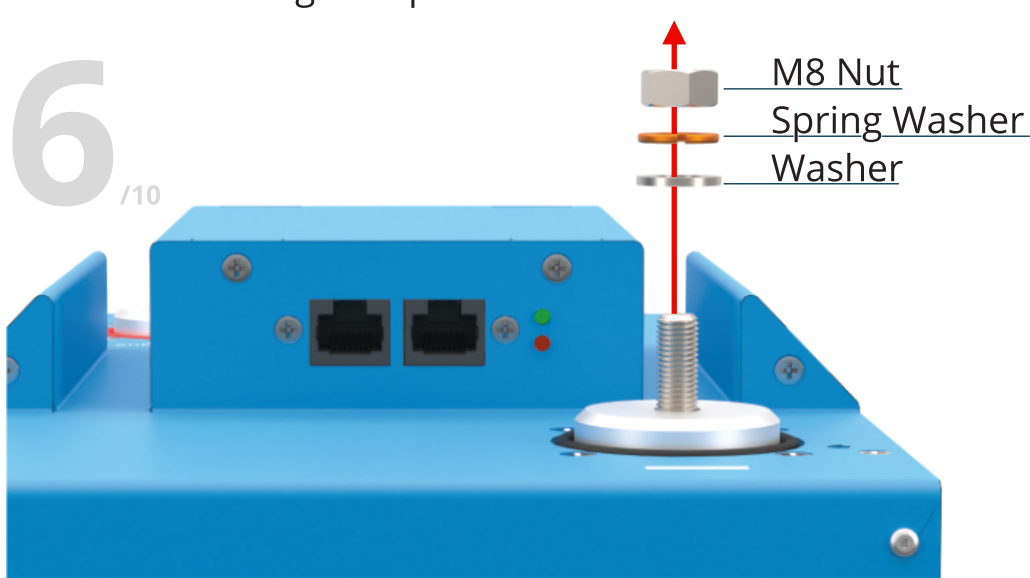
Replace battery pole + fuse with the non-fused battery pole:




Place on positive pole:



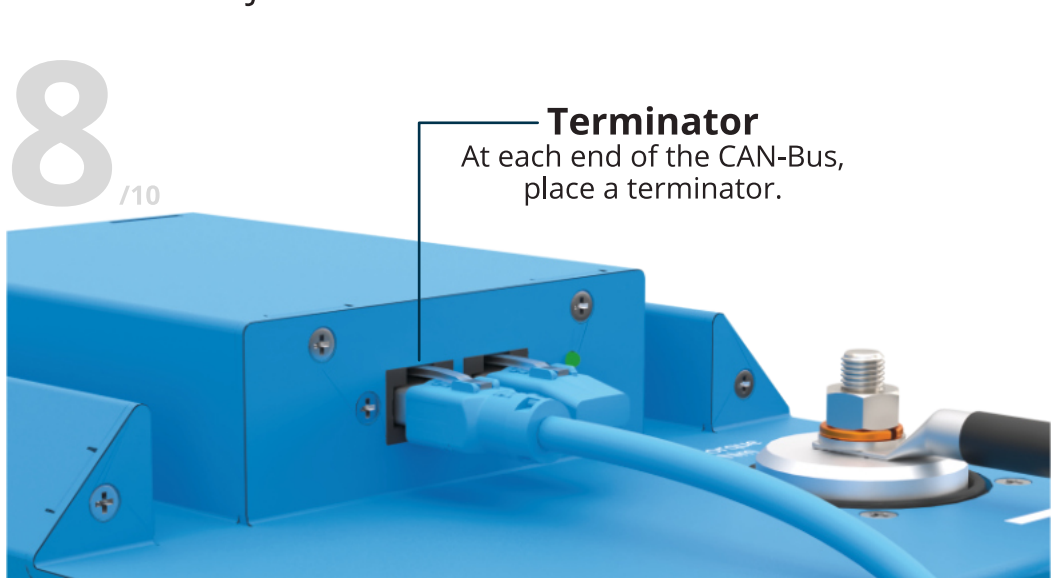
Remove from negative pole:



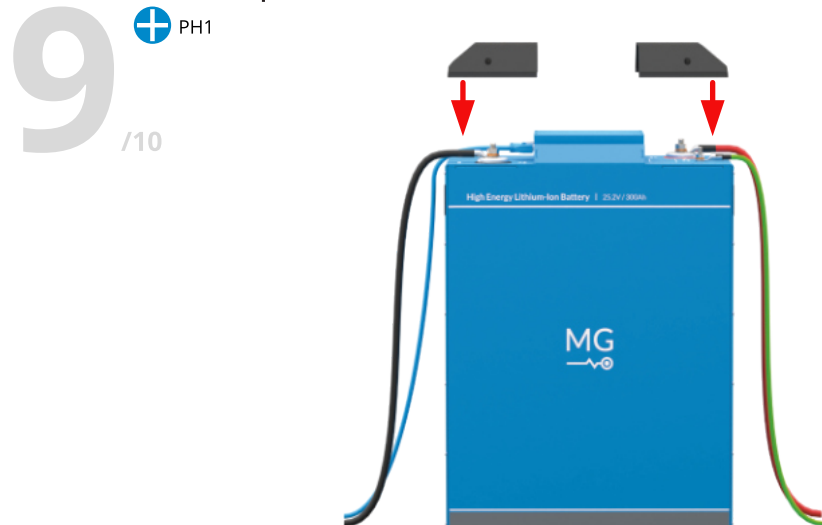
Place on negative pole:



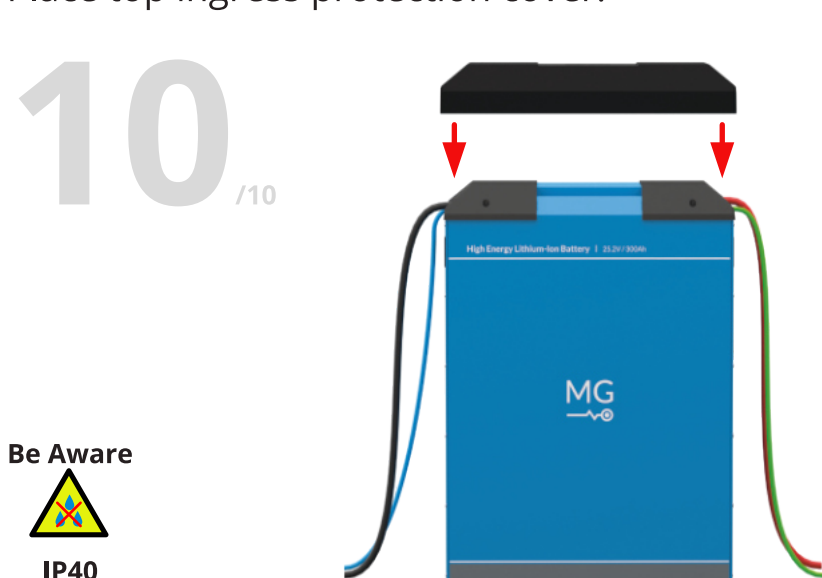
Connect the RJ45 or M12 CAN-Bus cables and terminators:



Perform commissioning checklist, see manual.
Mount both top covers.



Place top ingress protection cover.



MG Energy Systems B.V.



Foeke Sjoerdswei 3
8914 BH, Leeuwarden
The Netherlands
<https://www.mgennergysystems.eu>

© 2022 MG Energy Systems B.V. All rights reserved.

Version 1.0
MG Energy Systems B.V. reserves the right to revise and improve its products as it sees fit.
This publication describes the state of this product at the time of its publication and may not reflect the product at all times in the future.

