



THE LAUREN LIESS  
**HABITAT  
COLLECTION**



**ARCHITESSA**  
an Architectural Ceramics brand



## ABOUT LAUREN LIESS

Lauren Liess' design style focuses on the love of home and the idea that your space is not just lived in - but loved. She finds perfection in the imperfections leading to authentic well-designed spaces. The Habitat Collection embodies all that it means to tell your story with design.

# THE LAUREN LIESS HABITAT COLLECTION

<b>Terra Series</b>	<b>4</b>
Love Story	6
Sol De Folium	8
Folk Bouquet	10
Infinity Square	12
Wild Chicory	14
Nostalgia	16
Technical & Care Information	18

---



## **TERRA SERIES**

Perfectly imperfect – the Terra series of patterned terracotta tiles features worn edges, hand printed designs, and personal inspirations from Lauren. From farmhouse geese to organic geometric patterns, Terra runs has a little something for everyone.



# LOVE STORY



When Lauren Liess inherited two geese with their cottage-style home, she never dreamed they would become such a fond part of her and her family's lives.

These smart, funny animals are the epitome of farmhouse life and the inspiration for our Love Story pattern.

## Color Palette



Honey



Linen



Fog



Linen



Coal



Linen



Cornflower Blue



Linen



# SOL DE FOLIUM



The fern has grown since the dawn of time and is one of Lauren’s favorite plants. Lauren loves to collect a few around the house.

Sol de Folium features leafy designs that look just like the pressed ferns that are a part of Lauren Liess’ signature style.

## Color Palette



Honey



Linen



Coal



Coal



Linen



Moss



Coal



Haze



Midnight



Coal



Linen



# FOLK BOUQUET



The intricate floral pattern of Folk Bouquet is inspired by primitive folk art near and dear to Lauren’s heart.

Bringing together a large, simple petal design with smaller blooms creates a look that might remind you of an old quilt or grandmother’s china.

## Color Palette



Coal



Linen



Honey



Haze



Linen



Tawny



Moss



Coal



Linen



Sky



Rose




Coal



Linen



# INFINITY SQUARE



A perfect balance of geometric and natural elements, Infinity Square is based off Lauren's hand-drawn design.

Each line has slight, natural variations to soften the otherwise stark geometry. The full pattern creates undulating diamonds for a more contemporary take.

## Color Palette





# WILD CHICORY







Wild Chicory is inspired by the wildflower fields Lauren would drive past in the summers of her childhood.





These hardy wildflowers come together to form delicate diamond and cross patterns - The perfect floral tile to remind you of the freedom of youth.

## Color Palette







-  Midnight
-  Moss
-  Caramel
-  Linen



-  Sunrise
-  Moss
-  Caramel
-  Linen



-  Rose
-  Moss
-  Caramel
-  Linen





# NOSTALGIA






The simple, classic pattern of Nostalgia is based on tile you might find in a vintage kitchen or bathroom.

Minimalistic ovals in the corners of each tile combine to create a quaint four-petal flower within a diamond shape.

## Color Palette

-  Sunrise
-  Linen
-  Coal

-  Fog
-  Linen
-  Coal

-  Fawn
-  Fog
-  Linen

### Body

Our tile is hand crafted of a special mixture of clays and adhesives that make it suitable for indoor floor traffic and wall installations. Small imperfections such as tiny cracks and chips that add character to the rustic nature of the material are to be celebrated and will not be considered defective.

### Variations

Our terracotta is hand-made and hand painted. Like any other artisan made product, color and size variations can be expected from lot to lot. We cannot guarantee color or shade matching from shipment to shipment. For any add-ons to existing orders, we recommend sending a control sample to minimize any variations in color.

### Distressed Edge

Nearly every terracotta product is made with a distressed edge where some of the glaze is rubbed off on the edges to let the terracotta show through. A distressed edge is typically installed with a wider grout joint that allows the edge to stand out. Please specify which edge treatment you prefer.

### Chips

Each tile is designed to show chips that have been stained and fired in the kiln. This is very much a part of the old world artisan hand-made design and it is recommended that you leave these exposed when grouting.

### Uses

Our tiles are suitable for use on residential traffic floors and walls. Depending on the traffic, special care may be needed. Use on kitchen countertops or working surfaces is not recommended since the acidity of liquid spills and excessive heat from cooking utensils may damage the glaze. If using around a fireplace or near a stove (such as kitchen backsplash), care should be taken that our tiles are not exposed to high levels of direct heat as all cook tops vary in heat disbursement. Because we cannot control variables such as proximity of heat to tile, use at own discretion. Cracking or darkening may occur if installed too close to extreme high heats. For similar reasons, our tiles are not suitable for heated floors.

### Wet Applications

Suitable for installation on shower walls only, starting installation at least 6" from shower floor. Not suitable for shower floors, steam showers, saunas, submerged water applications or water lines. It is always recommended to prepare the surface with a waterproof membrane. Architectural Ceramics will not be responsible for material failures resulting from use over a damaged, defective or improperly prepared surface and cannot be held responsible for replacement of tile used in areas with complete water submersion including, but not limited to pools & fountains.

### Exterior Use

Our tiles are not recommended for exterior applications.

### Care

Please do not expose our tile to excessive moisture or soaking at any point as this will damage the glaze and result in product failure. Our tiles are sealed out of the kiln, so it is not necessary to reseal them prior to grouting. We recommend sealing the grout after installation. On floor surfaces, cleaning with a damp mop and mild soap is suggested. On walls you may also apply mild cleaning products with a soft sponge. Always avoid the use of abrasive products containing bleach, ammonia and/or paint thinner. Never scrub with rough materials that may scratch the surface. Do not use painter's tape or adhesive tapes on any of our hand painted products. TERRA may be installed using terracotta ceramic tile installation methods and materials, as recommended by the Tile Council of North America (TCNA). An Architessa sales representative will advise you on general installation questions.

ORIGIN	USA
AV. FINISHES	Hand Painted
TYPE	Terracotta
EDGE	Not Rectified
APPLICATION	Wall, light floor traffic
EXTERIOR USE	No
COLOR VARIATION	V2 slight variation
THICKNESS	3/4"
MIN. ORDER QTY.	32 ft <sup>2</sup>



## Contact Us

### GENERAL SALES INQUIRIES

1.800.287.1742

[sales@architessa.com](mailto:sales@architessa.com)

### COMMERCIAL & HOSPITALITY SAMPLES

[samples@architessa.com](mailto:samples@architessa.com)

### CORPORATE

1803 Research Blvd, Suite 402

Rockville, MD 20850

[www.architessa.com](http://www.architessa.com)



**ARCHITESSA**

an Architectural Ceramics brand