

Overview

- **Designed for Marine Applications**
IP68 rated, durable omnidirectional antenna, with UV-stable housing, providing the best signal reception.
- **Designed for 5G**
High performance in all low, mid and high bands for the best 5G connectivity at sea.
- **Wide bandwidth**
Wide frequency range (600-4200MHz) supporting LTE and 5G connectivity.
- **Easy installation**
Supports standard marine 1" 14 TPI thread mount and also has an L-shape mount for non standard installations.

Applications

- **Maritime**

9.3
dBi

IP
68

1x1
SISO

↑↓
LTE

Built
for
5G

LONG
Range

MARITIME ANTENNA Maritime 10

Specification

Cellular

Antenna elements	1 element
Cellular frequency bands & Gain	2.8dBi: 617-960MHz 8.2dBi: 1710-2700MHz 9.3dBi: 3400-4200MHz
VSWR	<2.8: 617-960MHz <2.1: 1710-4200MHz
Max feed power handling	10W
Input impedance	50 Ω
Polarisation	Linear

Mounting

Supported types	Standard Maritime 1" 14 TPI thread Pole and wall mounting Pole diameter: 1-2" (25-50mm)
-----------------	---

Mechanical

Termination	N-type female
Product dimensions	(Diameter) 3.78" / 96mm (Height) 19.04" / 483.5 mm
Packaged dimensions	26.3" x 6.0" x 6.1" 668 x 153 x 155 mm
Housing material	UV stable PC

Package contents

Antenna	Maritime Antenna 10
Accessories	Maritime mount set L-shape mount set

Environmental & Compliance

IP rating	IP68
Operating temperature	-40° - 176°F / -40° - 80°C
Storage temperature	-40° - 176°F / -40° - 80°C
Compliance	ROHS, REACH, WEEE
Wind survivability	100mph / 160km/h
Salt Spray	MIL-STD 810F/ASTM B117

Ordering Information

Product Code	ANT-MR-10-N-W
Description	1xLTE/5G, 600-4200MHz, IP68, N-type, White

Contact Us

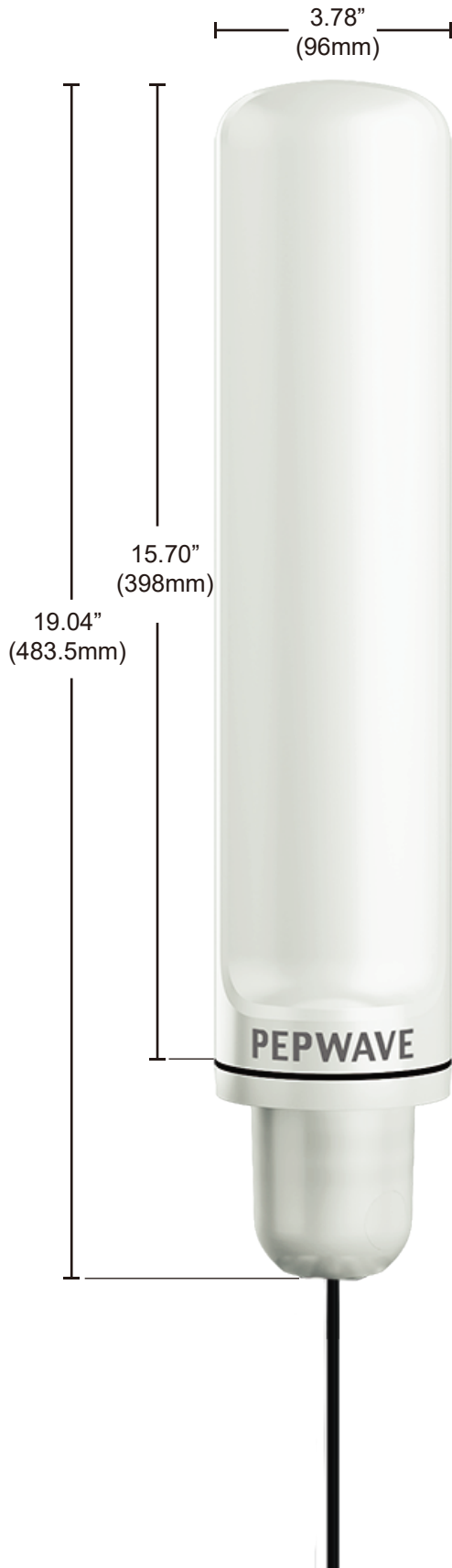
maritime@peplink.com

Find a Peplink Certified Partner


<https://www.peplink.com/peplink-certified-partners/>

Maritime 10

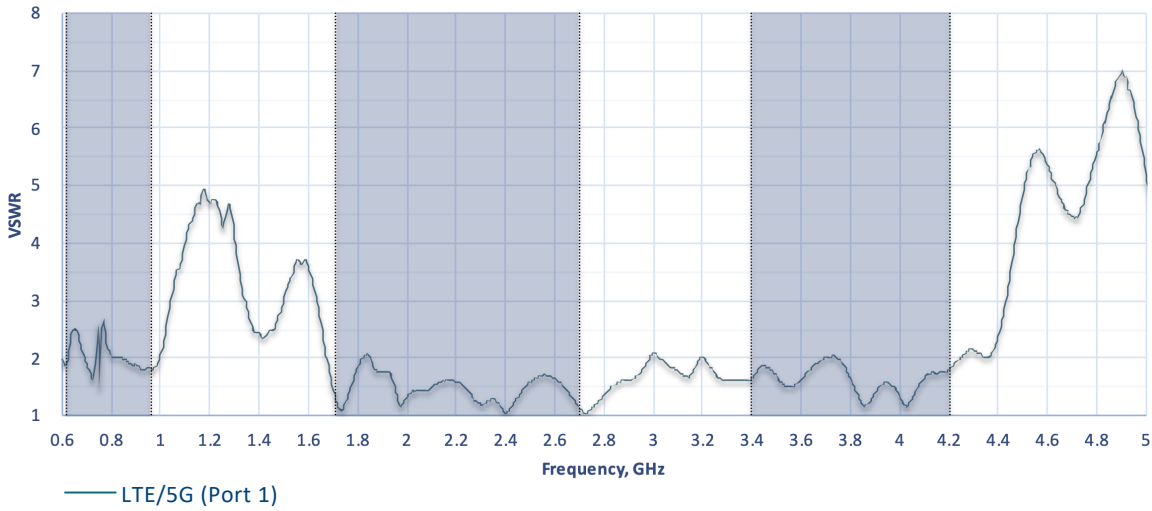
Technical Drawing



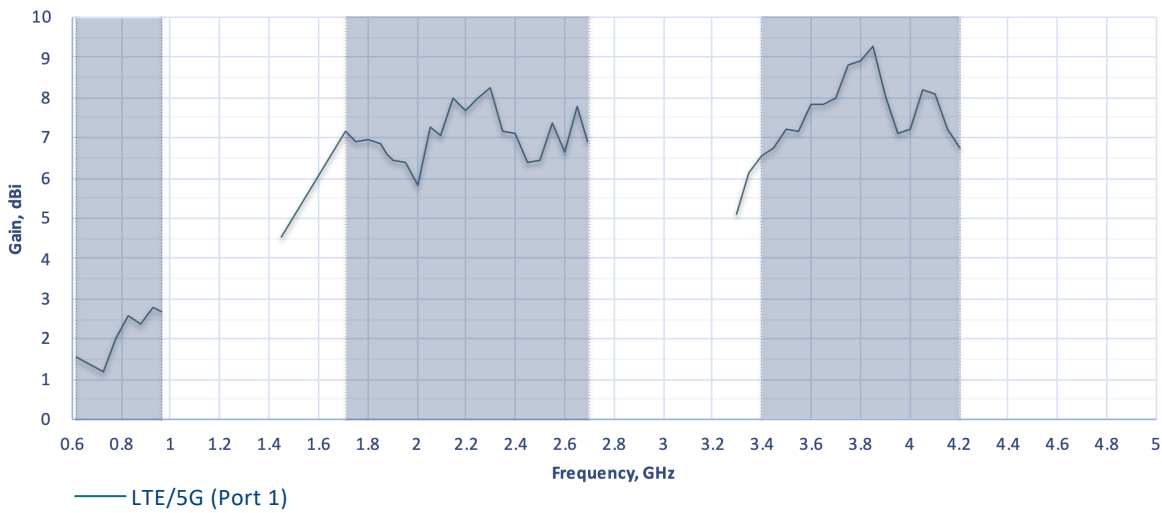
Maritime 10



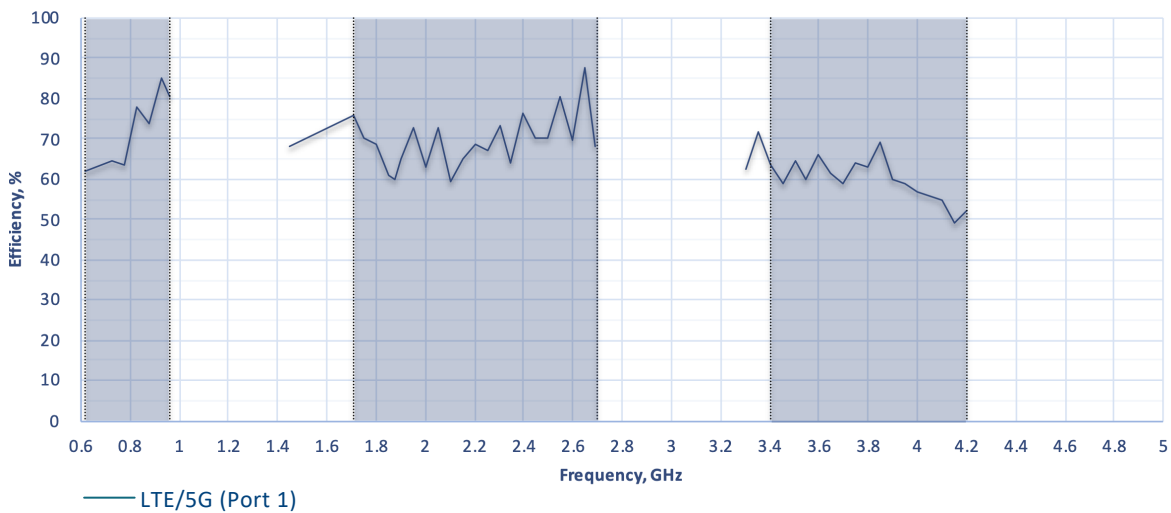
Cellular Antenna VSWR



Cellular Antenna Gain

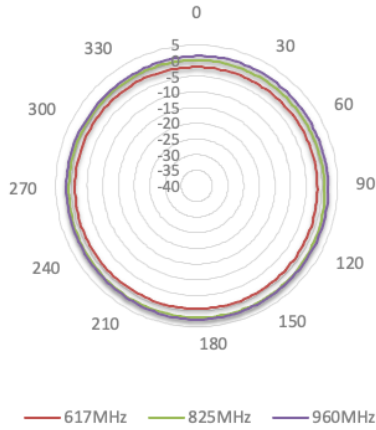


Cellular Antenna Efficiency

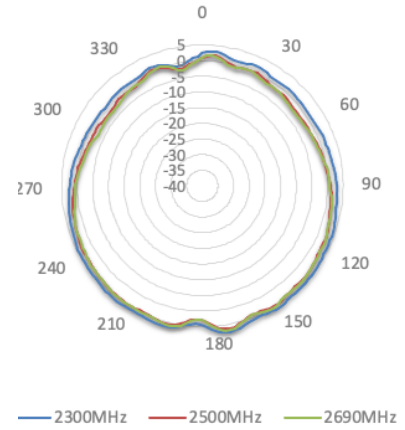


Radiation Patterns (Azimuth)

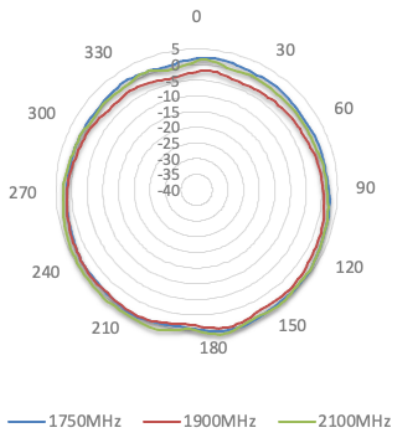
430-960 MHz



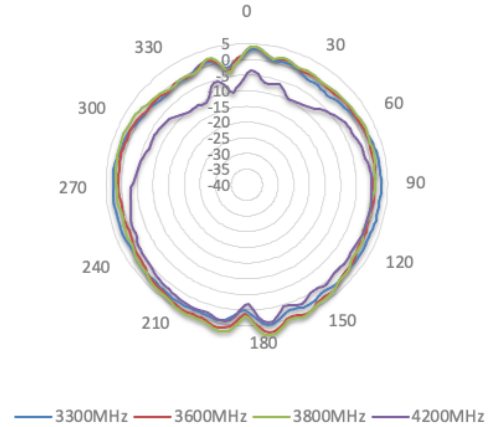
2300-2700 MHz



1710-2100 MHz



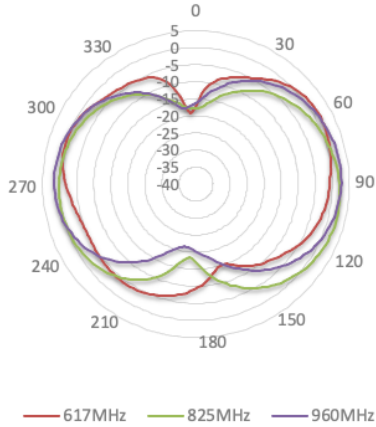
3400-3800 MHz



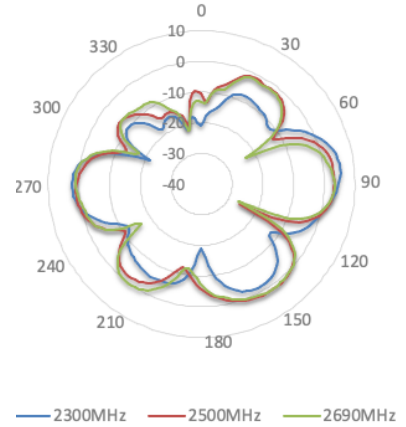
Maritime 10

Radiation Patterns (Elevation 1)

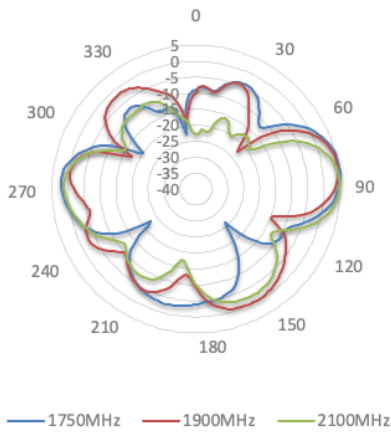
430-960 MHz



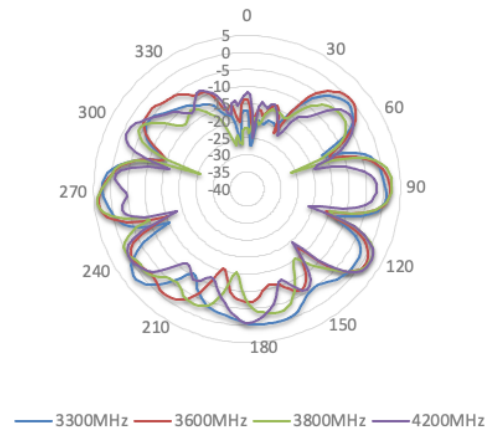
2300-2700 MHz



1710-2100 MHz



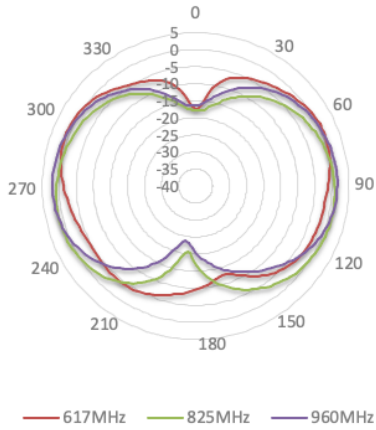
3400-3800 MHz



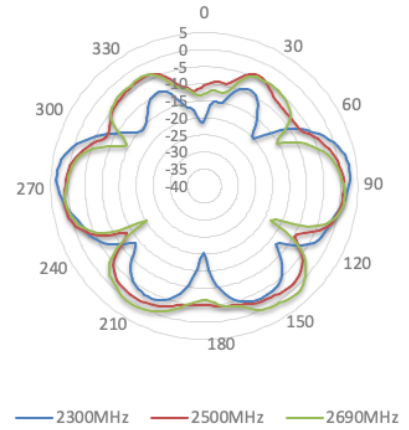
Maritime Antenna 10

Radiation Patterns (Elevation 2)

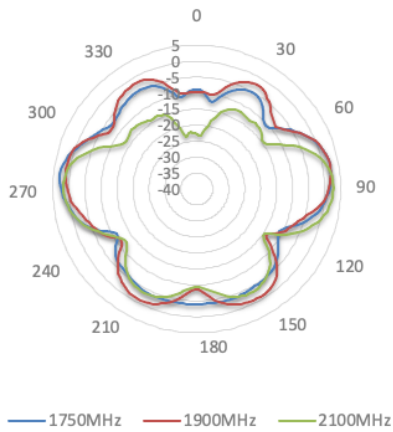
430-960 MHz



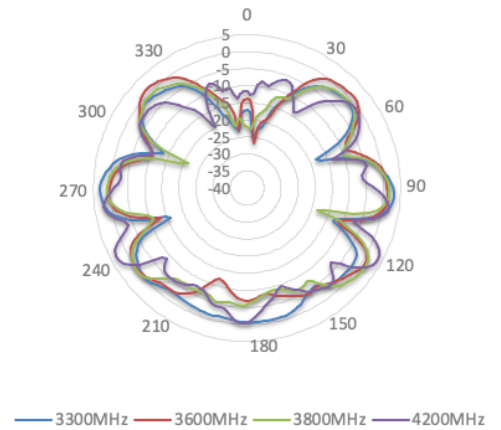
2300-2700 MHz



1710-2100 MHz



3400-3800 MHz




Maritime Antenna 10

Installation Recommendation

Maritime Mount (cable inside)

MobileMustHave
MOBILE LIFESTYLE SOLUTIONS




Installation Recommendation

Maritime Mount (cable outside)

MobileMustHave
MOBILE LIFESTYLE SOLUTIONS


Maritime Antenna 10



Installation Recommendation

L-shape Mount (horizontal pole)


MobileMustHave
MOBILE LIFESTYLE SOLUTIONS



Installation Recommendation

L-shape Mount (vertical pole)

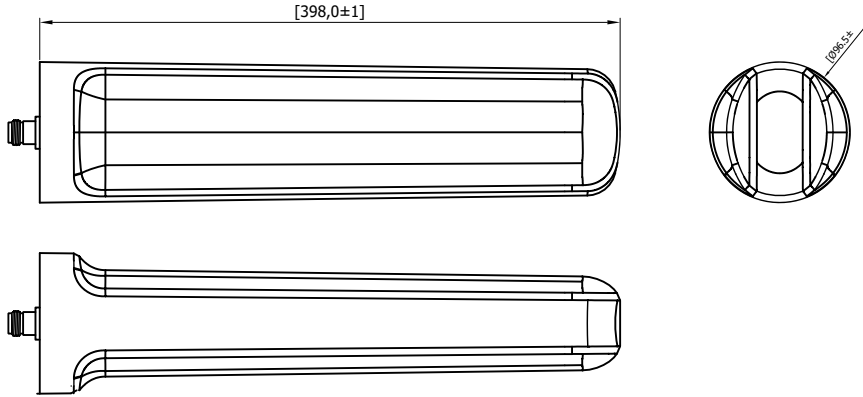
MobileMustHave
MOBILE LIFESTYLE SOLUTIONS



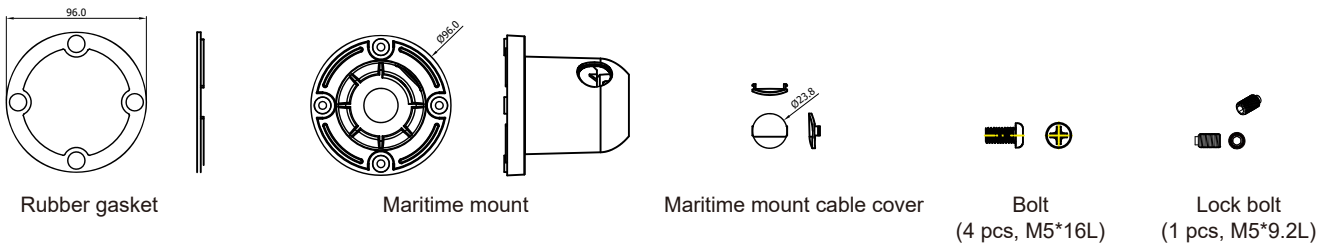
Maritime Antenna 10

Packing List Information

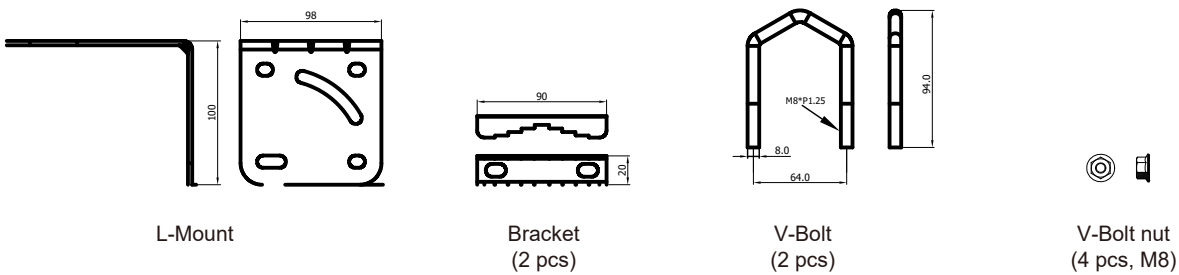
Antenna



Maritime Mount Set



L-Mount Mount Set



Maritime Antenna 10