

Specifications

	AP Pro 300M	AP Pro Duo	AP Pro AC
Product Code	APP-AGN	APP-AGN2	APP-AGN3
Basic			
Ethernet Ports	1 (GE)	1 (GE)	2 (GE)
Console Port with Adapter	● (Shared with LAN interface)	●	○
Wi-Fi Standards	802.11 a/b/g/n	802.11 a/b/g/n	802.11 a/b/g/n/ac
Data Rates	2 x 2 MIMO 2.4 GHz: 300 Mbps 5 GHz: 300 Mbps	2 x 2 MIMO 2.4 GHz: 300 Mbps 5 GHz: 300 Mbps	3 x 3 MIMO 2.4 GHz: 450 Mbps 5 GHz: 1300 Mbps
Simultaneous 2.4GHz and 5GHz	2.4 GHz or 5 GHz	●	●
Transmit Power	2412 - 2472 MHz: 26 dBm (FCC) / 20 dBm (CE) 5180 - 5825 MHz: 25 dBm (FCC) / 20 dBm (CE)		2412-2472 MHz: 24 dBm (FCC) / 17 dBm (CE) 5180-5825 MHz: 22 dBm (FCC) / 17 dBm (CE)
Recommended Concurrent Users Per Radio	60		
SSID Per Radio	16		
Hardware			
# Antenna Type	2 x Female N-Type Connectors	4 x Female N-Type Connectors	3x Female N-Type Connectors
Enclosure	IP67 Outdoor Metal Enclosure		
Dimensions	9.0 x 12.2 x 2.6 inches / 230 x 310 x 66 mm		
Weight	5.84 pounds / 2.65 kg		
Operation			
Power Input	Power over Ethernet 802.3af	Device: 10V - 30V DC, 3A Power over Ethernet 802.3at	Device: 12V - 36V DC Power over Ethernet 802.3af
Power Consumption	13W (max.)	25.5W (max.)	13W (max.)
Operating Temperature	-40° – 149°F / -40° – 65°C		
Humidity	15% – 95% (non-condensing)		
Certifications	FCC, CE, RoHS		FCC, RoHS
Warranty			
Package Content	AP Pro AC, Waterproof 12V-56V DC Female Connector, Mounting Kit (ACW-723)		

# Antenna is available separately. (Please refer to “Ordering Information - Wi-Fi Antenna Kit” for product code.

Ordering Information

Product Code	Product Name	Description
APP-AGN	AP Pro 300M	Industrial-grade 802.11 a/b/g/n 300 Mbps access point in metallic waterproof and dust-tight IP67 outdoor enclosure.
APP-AGN2	AP Pro Duo	Industrial-grade 802.11 a/b/g/n 600 Mbps simultaneous 2.4 & 5 GHz access point in metallic waterproof and dust-tight IP67 outdoor enclosure.

APP-AGN3	AP Pro AC	Industrial-grade 802.11 a/b/g/n/ac 1750 Mbps simultaneous 2.4 & 5 GHz access point in metallic waterproof and dust-tight IP67 outdoor enclosure.
----------	-----------	--

Features

<b>Network</b> Bridge Mode Router (NAT) Mode Wireless Distribution System (WDS) Support for PPPoE, Static IP, DHCP Management VLAN (802.1p) Spanning Tree Protocol (802.1d)	<b>Client Managment</b> Per SSID VLAN with QoS (802.1p/802.1q) Bandwidth Control MAC Address Filtering Layer 2 Client Isolation Limit on Max. Number of Client	<b>AP Security</b> Open, WEP 802.1x with Dynamic WEP WPA-PSK/RADIUS WPA2-PSK/RADIUS	<b>Captive Portal</b> By InControl By Peplink AP Controller
<b>Radio</b> Multiple SSID Auto Channel Selection Transmit Power Adjustment Neighbor AP Detection	<b>Complete VPN Solution</b> PepVPN Site-to-Site VPN 256-bit AES Encryption Pre-shared Key Authentication Dynamic Routing	<b>Device Management</b> Web Administrative Interface InControl Cloud Management Peplink AP Controller SNMP v1, v2c and v3	<b>Certification</b> FCC, RoHS
	<b>Per Client</b> VLAN with RADIUS VLAN with VLAN Pool Bandwidth Control Multicast Filter IGMP Snooping/Multicast Enhancement		

# AP Pro

## Rugged Outdoor Wi-Fi that Goes the Distance




Deliver fast and reliable Wi-Fi in even the harshest conditions with the AP Pro. The AP Pro's sealed, all-metal IP67 enclosure stands up to dirt, water, and extreme temperatures for years of dependable operation in industrial, public safety, transport, and other applications. Built-in PoE gives you more installation options and reduces deployment costs. And intuitive console- and cloud-based control makes configuration and maintenance simple for everyone.

### Heat, Cold, Dust, and Water.

#### All in a Day's Work.

The AP Pro is designed and manufactured with the strictest standards. Built from rugged electronics and tough aircraft-grade aluminum enclosure to seal against water and dust, the AP Pro handles just about anything the factory floor, construction site, or Mother Nature can dish out. The AP Pro can also withstand temperatures from -40° to 65°C, and it's protected against ESD and surges, so it stays up and running in conditions that would quickly shut down other access points.



### TruePower Networking.

#### Up for Every Challenge.

The AP Pro features our TruePower RF technology, which delivers maximum transmission power across all links at even the highest data rates. With TruePower, you get reliable, fast connections at distances that put other radios out of reach.



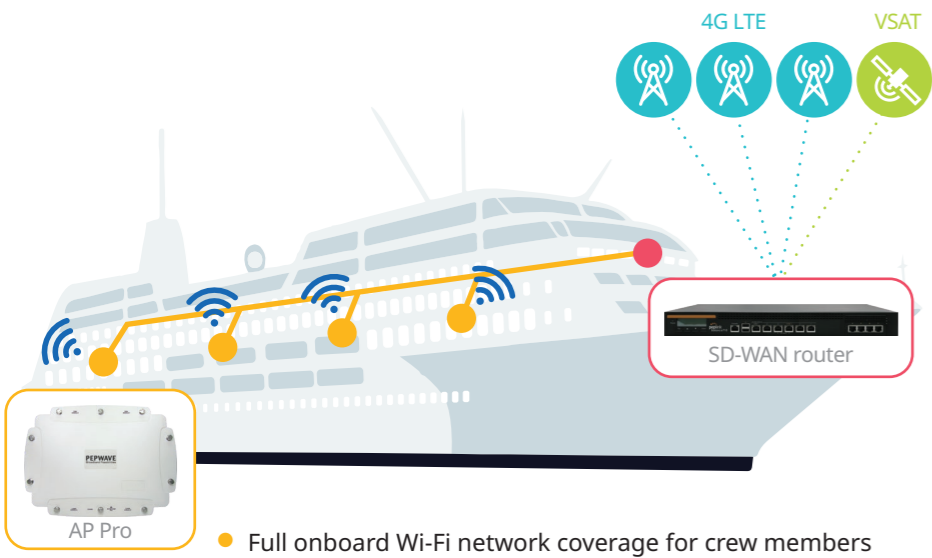
### Onsite or in the Cloud.

#### Complete Control, Just a Click Away.

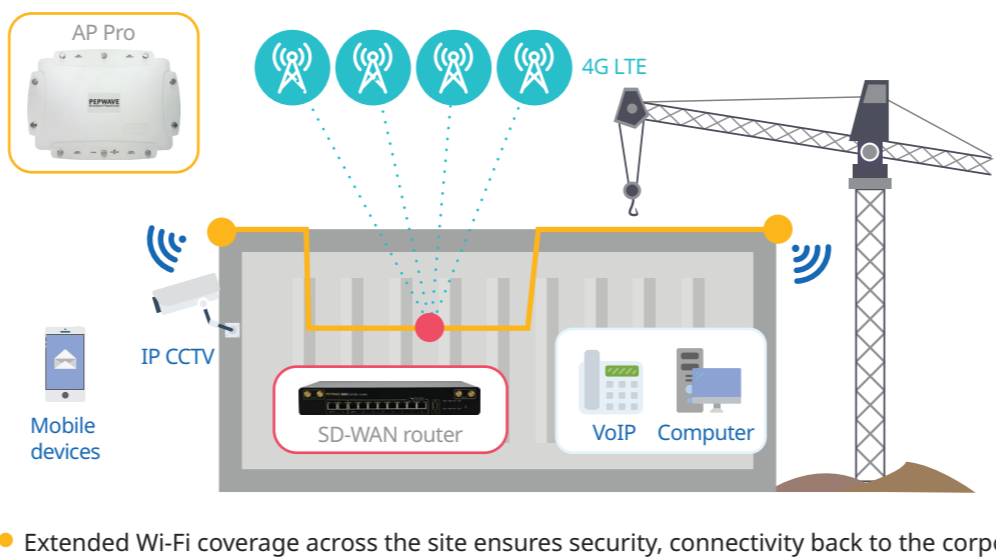
The AP Pro features Peplink's WLAN Controller for quick and simple onsite setup and configuration. Not onsite? Not a problem. Just open a Web browser and take control anywhere with our cloud-based InControl 2 configuration and administration solution.




For Large Ship Marine Connectivity



For Construction Site Connectivity



For Industrial Connectivity




Front



12.2 inches / 310 mm

Top



Bottom




AP Pro 300M

Waterproof Air Vent

2x Female N-Type Wi-Fi Antenna Connectors

IP67 Waterproof and Dust-Tight Enclosure Ideal for Outdoor Applications

Top



Bottom



AP Pro Duo

Waterproof Air Vent


4x Female N-Type Wi-Fi Antenna Connectors

Waterproof Power Connector

Waterproof Ethernet Console and WAN

Ground Plate

Top



Bottom



AP Pro AC

Waterproof Air Vent

3x Female N-Type Wi-Fi Antenna Connectors

Waterproof Power Connector

2x GE with 802.3af PoE LAN

Ground Plate