


Dinosaur Bingo

Click to
print me!

Suitable For 3+ Years



Designed By Teachers



APPROVED
FOR HOME
SCHOOLING

For the protection of
EARLY YEARS
EDUCATION
SAFE LEARNING

What You Will Need:

- Printer
- Scissors - with an adult supervision!
- Coloured Pens
- Coloured Pencils
- Crayons

Step By Step Guide:

1. Begin by printing out the two bingo sheets below
2. One copy should be for the bingo player and the other copy can be for the bingo caller
3. Start to read out the dinosaur names and see if your child can get them all correct
4. You can either cross out the bingo box with a coloured pen or use a coloured crayon
5. Additionally you can print out the dinosaur eggs (x16) to place as bingo markers
6. See if you can get a line first
7. Then a full house!

Make sure to tag us @jaquesoflondon on Instagram so we can see you having buckets of fun!

BINGO!

Player Bingo Sheet



MICRORAPTOR



ALLOSAAURUS



DIPLODOCUS



ARCHAEOPTERYX



GIGANOTOSAURUS



ANCHIORNIS



VELOCIRAPTOR



LAMBEOSAURUS



PLATEOSAURUS



NODOSAURUS



STYRACOSAURUS



ALVAREZSAURUS



PACHYCEPHALOSAURUS



BRONTOSAURUS



TRICERATOPS



SAUROLOPHUS

Bingo Caller Copy



MICRORAPTOR




ALLOSAURUS




DIPLODOCUS



ARCHAEOPTERYX



GIGANOTOSAURUS



ANCHIORNIS



VELOCIRAPTOR



LAMBEOSAURUS



PLATEOSAURUS



NODOSAURUS



STYRACOSAURUS



ALVAREZSAURUS



PACHYCEPHALOSAURUS



BRONTOSAURUS



TRICERATOPS



SAUROLOPHUS

