

Pizza Fractions

Suitable For KS2



Designed By Teachers



Teaching the World to Play

APPROVED
FOR HOME
SCHOOLING

For the protection of
EARLY YEARS
EDUCATION

SAFE LEARNING














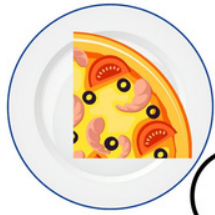





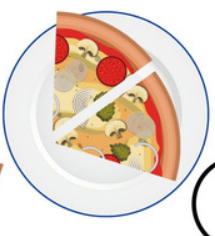
Pizza Fractions

1) Fill in the box with the correct fraction to show the amount of pizza on the plate.

The first one has been done for you.

2) Number the smallest (1) to the largest (10) in the circle.

~~$\frac{3}{8}$~~ $\frac{1}{6}$ $\frac{3}{10}$ $\frac{1}{3}$ $\frac{3}{16}$ $\frac{1}{4}$ $\frac{1}{2}$ $\frac{2}{5}$ $\frac{2}{7}$ $\frac{5}{12}$

		<input type="text"/>			<input type="text"/>
		<input type="text"/>			<input type="text"/>
		<input type="text"/>			<input type="text"/>
		<input type="text"/>			<input type="text"/>
		<input type="text"/>			<input type="text"/>