















ANTENNAS | OMNI-291 SERIES

OMNI DIRECTIONAL, MARINE & COASTAL LTE ANTENNA

450 - 2700 MHz, 7 dBi (Marine White)



 450 – 470 MHz; 698 – 960 MHz; 1710 – 2700 MHz	 7 dBi	 Increase x Mb/s	 Omni- Directional	 Machine to Machine	 450 MHz
 4G LTE	 2.4 – 2.5 GHz	 IoT	 IP 68	 -40°C to +80°C	 Fire Resistant

- **High performance omni-directional marine antenna**
- **Easy mounting with feed through 1-inch marine standard adapter bracket included**
- **Robust and all-weather proof for harsh conditions at sea (IP 68)**
- **Various 316 stainless steel mounting brackets available optionally**
- **UV and saltwater protected against tempestuous weather conditions**

APPLICATION AREAS

-  Urban
-  Rural/Farm
-  Marine
-  Transportation

Product Overview

The OMNI-291 is a high-performance marine antenna. This antenna uses a standard 1-inch (14 TPI) marine mount for simplified installation to most marine attachments. The ultra-wide frequency band covers all contemporary LTE operating frequencies with excellent balanced gain across all frequencies, including the LTE & CDMA 450 MHz bands which are common requirements for marine applications. Higher frequencies are not compromised, and the antenna design allows Poynting to have superior pattern control over the entire frequency range making the OMNI-291 a true high performance omni-directional antenna. The OMNI-291 guarantees signal reception almost everywhere along the coast, allowing it to be usable in all parts of the world. Poynting Antennas achieves this through new antenna configuration using multiple dipoles and a uniquely (patented) feed network. The antenna is future proof as it covers the 450 MHz LTE frequency getting more and more popular in various regions and countries!

Features

- Medium gain omni-directional antenna
- Purpose built antenna for marine and coastal applications
- Lightweight
- UV and saltwater resistant
- Robust and weather resistant
- Operational in the 2.4 – 2.5 GHz Wi-Fi band

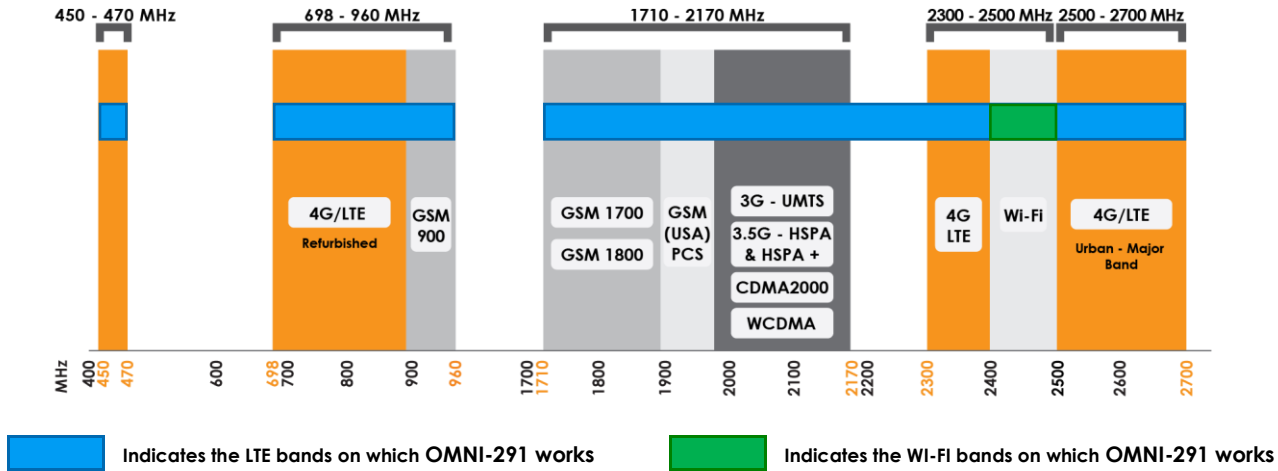
Application Areas

- Marine / Yachts / Boats / Ferries
- Enhanced LTE reception
- IoT and M2M
- Poor data signal reception
- Improve data transmission connection reliability & stability
- Wi-Fi applications



Frequency Bands

The OMNI-291 is an omnidirectional antenna that works from 450 – 470 MHz | 698 – 960 MHz | 1710 – 2700 MHz



Antenna Overview

Ports	1
SISO / MIMO	SISO
Frequency Bands	450 – 2700 MHz
Polarisation	Linear Vertical
Peak Gain	7 dBi
Coax Cable Type	N/A
Coax Cable Length	N/A
Connector Type	N-Type (F)

Electrical Specifications

Frequency bands:	450 – 470 MHz 698 – 960 MHz
Gain:	1710 – 2700 MHz 2 dBi @ 450 – 470 MHz 2.7 dBi @ 698 – 960 MHz 7 dBi @ 1710 – 2700 MHz
VSWR:	<2.5:1 over 90% of the band
Feed power handling:	10 W
Input impedance:	50 Ohm (nominal)
Polarisation:	Linear Vertical
Coax cable loss:	Optional, cable dependant
DC short:	Yes

Product Box Contents

Antenna:	A-OMNI-0291-V2
Mounting bracket:	Marine Adapter (1" -14 TPI) & L-bracket (Ø30-50mm Pole)

Ordering Information

Commercial name:	OMNI-291-V2
Order product code:	A-OMNI-0291-V2
EAN number:	6009880915132

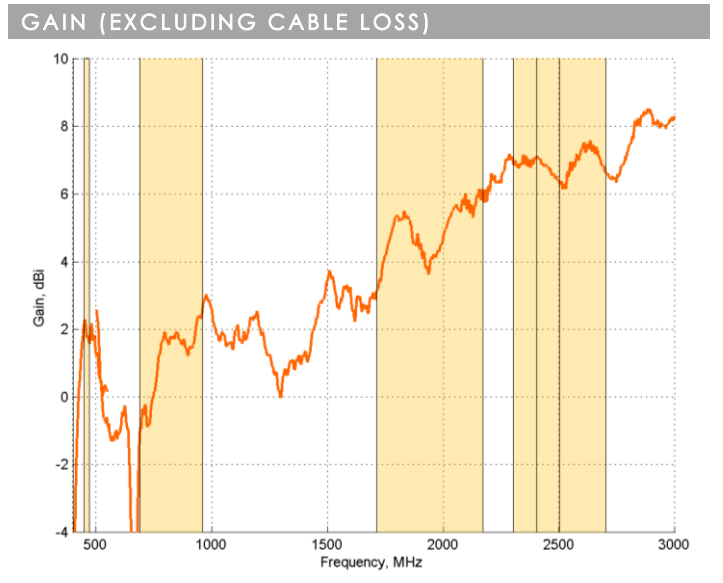
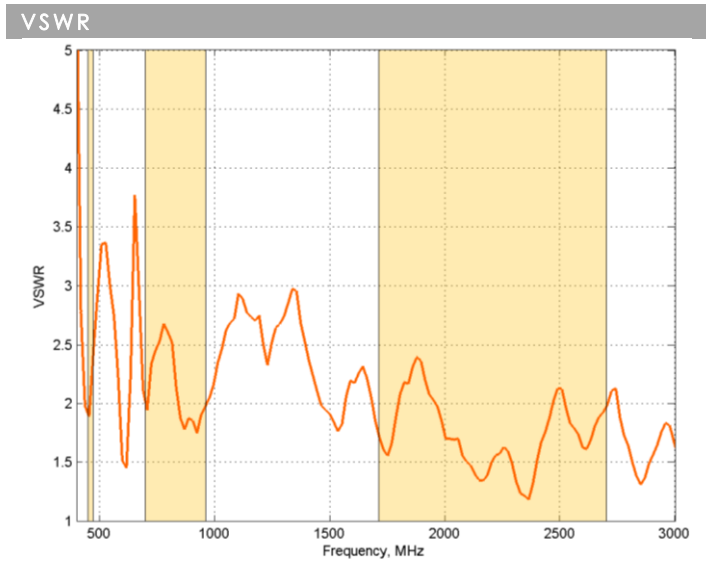
Mechanical Specifications

Product dimensions	560 mm x 75 mm (Incl. Marine Bracket)
Packaged dimensions:	580 mm x 95 mm x 95 mm
Weight:	0.576 kg
Packaged weight:	1.245 kg
Radome material:	UV Stable Marine ASA
Radome colour:	Brilliant White Pantone P 179-1 C
Mounting Type:	Standard 1" -14 TPI marine mount & Wall/pole mount

Environmental Specifications, Certification & Approvals

Wind Survival:	<186 km/h
Temperature Range (Operating):	-40°C to +80°C
Environmental Conditions:	Outdoor/Indoor
Water ingress protection ratio/standard:	IP 68
Salt Spray:	MIL-STD 810F/ASTM B117
Operating Relative Humidity:	Up to 98%
Storage Humidity:	5% to 95% - non-condensing
Storage Temperature:	-40°C to +80°C
Enclosure Flammability Rating:	UL 94-HB
Impact resistance:	IK 08
Product Safety & Environmental:	Complies with CE and RoHS standards

Antenna Performance Plots



Voltage Standing Wave Ratio (VSWR)

VSWR is a measure of how efficiently radio-frequency power is transmitted from a power source, through a transmission line, into a load. In an ideal system, 100% of the energy is transmitted which corresponds to a VSWR of 1:1.

The OMNI-291 delivers superior performance across all bands with a VSWR of 2.5:1 or better across 90% of the bands.

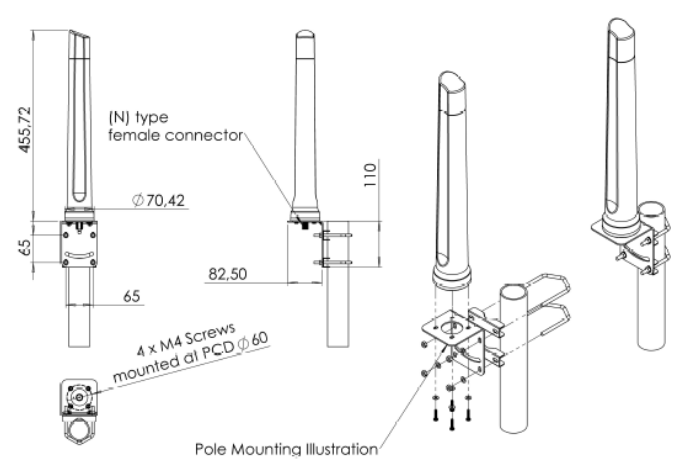
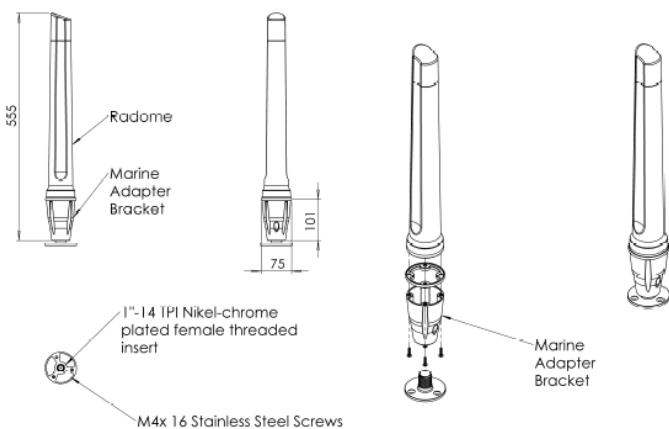
Gain* in dBi

7 dBi is the peak gain across all bands from 450 – 2700 MHz

Gain @ 450 – 470 MHz:	2 dBi
Gain @ 698 – 960 MHz:	2.7 dBi
Gain @ 1710 – 2700 MHz:	7 dBi

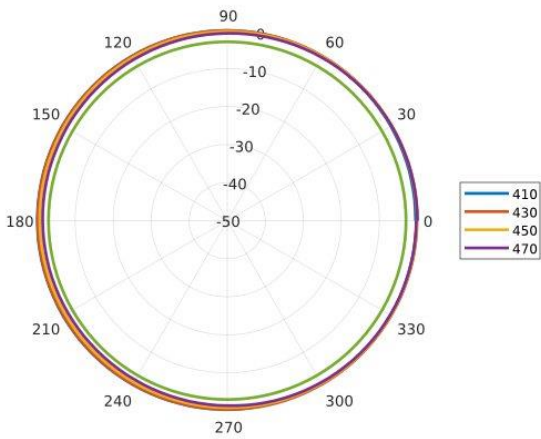
*Antenna gain measured with polarisation aligned standard antenna

Technical Drawings

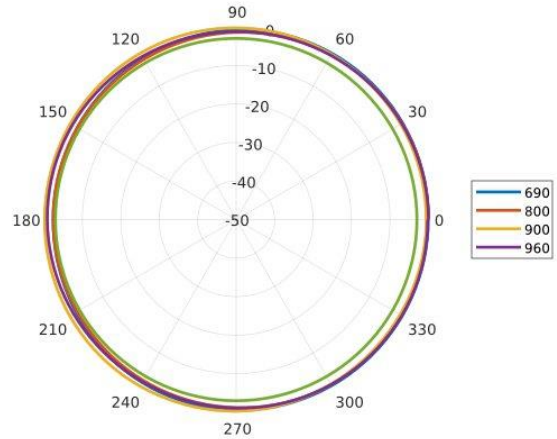


Radiation Patterns

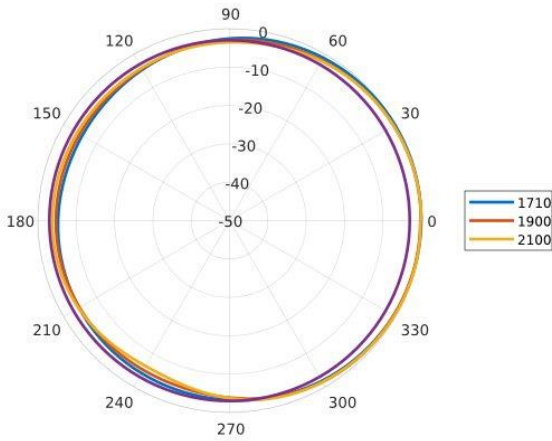
Azimuth (Top View): 410 – 470 MHz



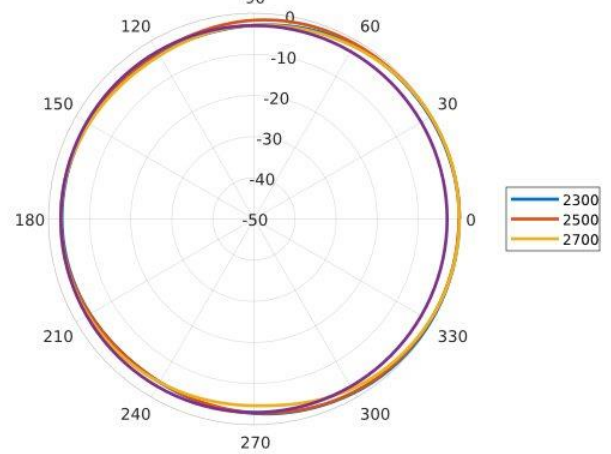
Azimuth (Top View): 690 – 960 MHz



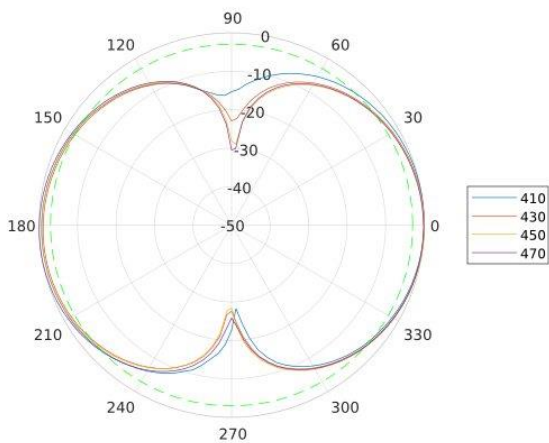
Azimuth (Top View): 1710 – 2100 MHz



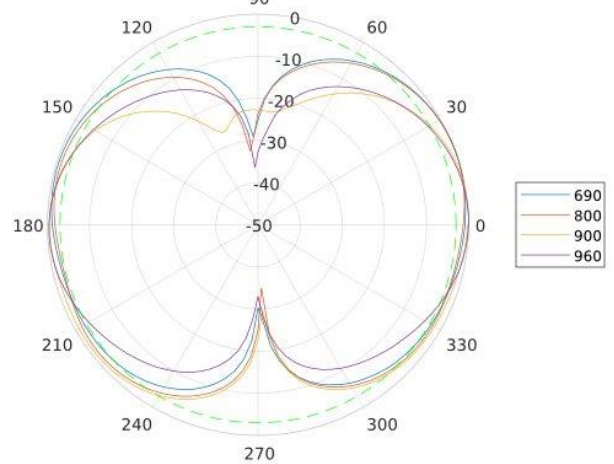
Azimuth (Top View): 2300 – 2700 MHz



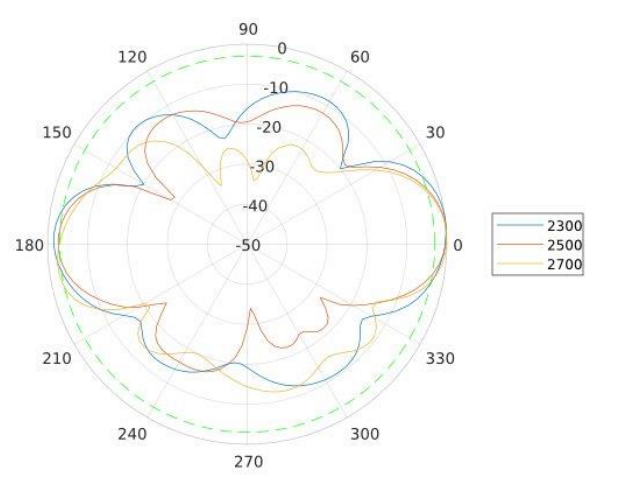
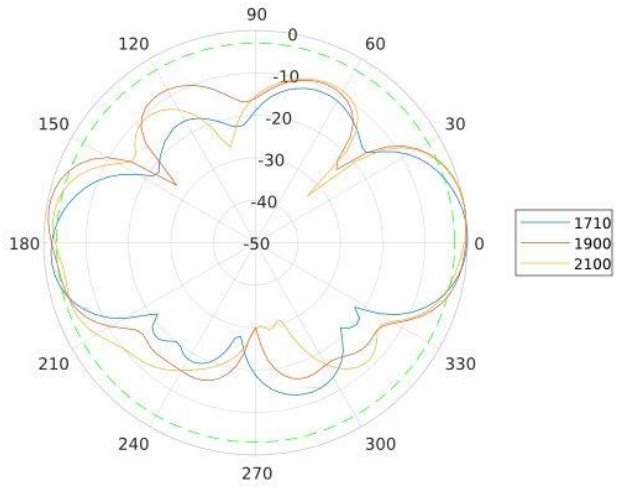
Elevation (Side View): 410 – 470 MHz



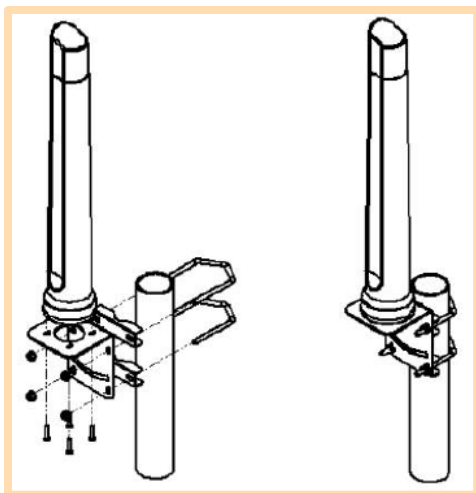
Elevation (Side View): 690 – 960 MHz



Elevation (Side View): 1710 – 2100 MHz Elevation (Side View): 2300 – 2700 MHz

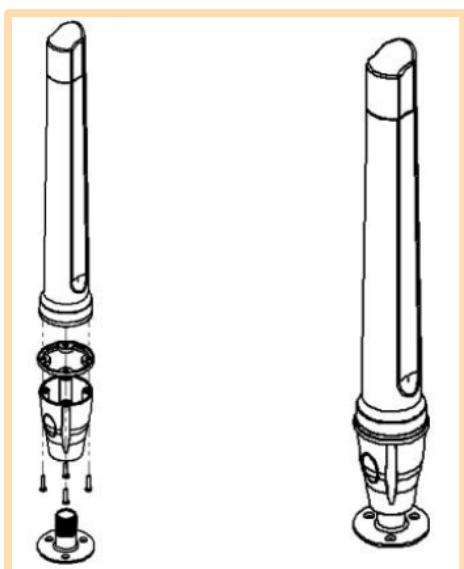


Mounting Options



Pole Mount

L-Bracket 316 Stainless Steel – included
 (for Ø 30-50mm pole)



Marine Bracket Mount

1" -14 TPI female adapter – included

Mounts to standard marine brackets:

- BRKT-37: Flat Mount - Optional
- BRKT-38: Ratchet Mount - Optional
- BRKT-39: Rail Mount - Optional

See Optional Accessories below

Also available: BRKT-41 with 1.25" – 11TPI female adapter (Optional)


See Accessories below

Additional Accessories



BRKT-37

Marine flat mount antenna bracket 1"-14TPI 316 Stainless Steel



BRKT-38

Marine ratchet rail mount antenna bracket 1"-14TPI 316 Stainless Steel



BRKT-39

Heavy duty marine mount antenna bracket 1"-14TPI 316 Stainless Steel

See accessories technical specifications on www.poynting.tech



MobileMustHave
MOBILE LIFESTYLE SOLUTIONS

Contact Poynting

Poynting Antennas (Pty) Ltd - Head Office

Unit 4, N1 Industrial Park
Landmarks Avenue,
Samrand, 0157
South Africa

Phone: +27 (0) 12 657 0050

E-mail: sales@poynting.co.za

Poynting Europe

Regus Business Center Neue Messe Riem
Kronstadter Straße 4
81677 München
Germany

Phone: +49 89 208026538

E-mail: sales-europe@poynting.tech