

JARDAN

August

Assembly Instructions



August Table

jardan.com.au

JARDAN

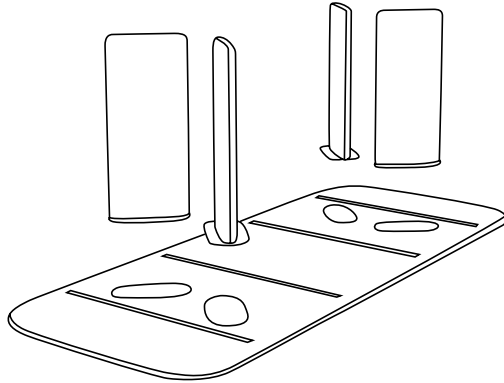
August Assembly Instructions



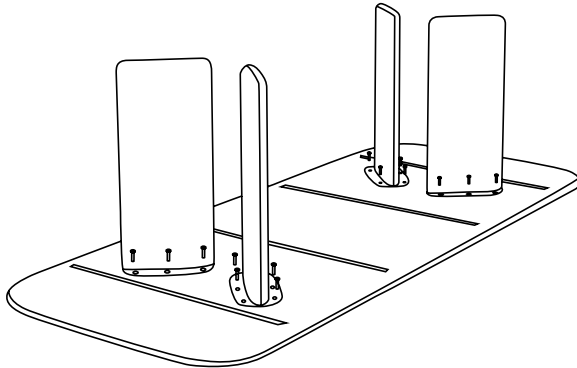
Components	Required
1 x Table top 4 x Legs 24 x Hex bolts	Allen Key

JARDAN

August Assembly Instructions




- 1** Unwrap and familiarise yourself with all the components. Place the table top on a soft surface to avoid scratching.
-



- 2** Align leg plates with rebated sections and ensure they are sitting flush. Using provided Hex bolts, screw clockwise into the countersunk holes in the plate. Ensure bolts are firmly tightened.
-

JARDAN

August Assembly Instructions



-
- 3** Table can now be carefully turned upright.
-

JARDAN

Care and Maintenance

Our philosophy is simple, we only make furniture that lasts. Over their lifetime our products will need a little care and attention to ensure they can be enjoyed by generations to come. The following information will help you care for your Jordan products in the best possible way.

Timber Oil Finish

Timber is a natural product that will respond to its environmental conditions. For timber products with an oil finish we recommend that you pay particular attention to protecting the piece from hot or wet objects. Do not leave liquid to sit on timber surfaces as it will penetrate the surface and cause staining. Wipe up spills immediately with a damp cloth.

Dependant on the position of the piece and the conditions of your home, we recommend re-oiling once a year. We advise having your furniture re-oiled at least once by our professional craftspeople to learn the correct application techniques. In some cases, an additional application may be required after the first six months. Oil care packages are available from your nearest Jordan store.

Do not use any other cleaners or polishes as they may permanently damage your furniture. Slab or underfloor heating can be damaging to solid timber products. The heat causes the bottom side to dry out differently to the top which can cause bowing, warping or cracking. We advise that you do not keep solid timber pieces on underfloor heating.

Contact

For more information visit our website. If you can't find what you're looking for our friendly sales team will be happy to help, contact your nearest Jordan store.

jardan.com.au
