



# Clementine

Simple proportions conceal Clementine's complex mitred joinery. Made to order in an array of sizes for both residential and commercial settings. Range includes bedside tables, tall boys and sideboards.

Clementine comes in a range of sizes the Jordan website will allow you to select your preference then further customise finishes.

### Available Materials

- Timber Veneer
- Powdercoat Metal

### Specifications

### Crafted

Australian made since 1987, our furniture takes shape at our Design + Manufacturing HQ in Melbourne.

### Environmental

Our timber is sourced from sustainably managed forests and available with a selection of finishes.


### Warranty

Made to last, our side tables and consoles are covered by a 5 year structural warranty.


### Bedside Tables



CL40-1 — 400L x 390W x 450H (mm)  
16L x 15W x 450H (inches)




CL40-2 — 400L x 390W x 500H (mm)  
16L x 15W x 20H (inches)



CL40-3 — 400L x 390W x 500H (mm)  
16L x 15W x 20H (inches)

### Tall Boys



CL60 — 600L x 500W x 980H (mm)  
24L x 20W x 39H (inches)



CL120 — 1200L x 500W x 980H (mm)  
47L x 20W x 39H (inches)



Sideboards



CL177-1 – 1770L x 540W x 440H (mm)  
70L x 21W x 17H (inches)



CL177-2 – 1770L x 540W x 560H (mm)  
70L x 21W x 22H (inches)



CL177-3 – 1770L x 540W x 680H (mm)  
70L x 21W x 27H (inches)



CL210-1 – 2100L x 540W x 440H (mm)  
83L x 21W x 17H (inches)



CL210-2 – 2100L x 540W x 560H (mm)  
83L x 21W x 22H (inches)



CL210-3 – 2100L x 540W x 680H (mm)  
83L x 21W x 27H (inches)



CL236-1 – 2360L x 540W x 440H (mm)  
93L x 21W x 17H (inches)



CL236-2 – 2360L x 540W x 560H (mm)  
93L x 21W x 22H (inches)



CL236-3 – 2360L x 540W x 680H (mm)  
93L x 21W x 27H (inches)

Warning

All units above 150cm high must be attached to an appropriate structural component of the building using suitable means, as advised by a qualified tradesperson. Freestanding units can become unstable and may topple if climbed upon. The degree of instability depends on many variables and the purchaser needs to be aware of potential instability problems and seek to minimise them. It is undesirable to place objects of interest to children in

view on this type of furniture item. Children may be tempted to climb on the furniture item to retrieve the objects, causing the unit to tip and cause injury. Furniture items can tip under certain circumstances, especially when placed on carpet, uneven or sloping flooring, or when subject to extreme use. TV weight must not exceed 35kgs.