

Woodbury Sectional



With its angular armrests and upholstered block legs, the Woodbury Sectional is destined to make a bold statement in your home. Crafted to our exacting standards and completely customizable, it's a piece that will last—and be loved—for years to come.

UPHOLSTERY OPTIONS

We offer a collection of 70+ fabrics and leathers, carefully chosen for durability and softness.

CUSTOMER'S OWN MATERIAL/LEATHER

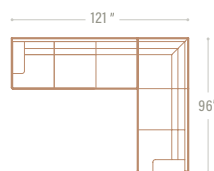
For additional customization, we can upholster your piece in nearly any fabric or leather you provide.

Reach out to support@mantlefurniture.com to start a COM/COL order.

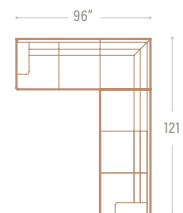
CUSHION CUSTOMIZATION

Choose from Comfort Medium, Comfort, Firm, Comfort Extra Firm, Down Blend, and Luxe Premium.

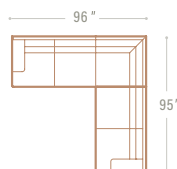
RIGHT CORNER



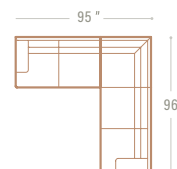
LEFT CORNER



RIGHT L-SHAPE



LEFT L-SHAPE



38" overall depth | 19" seat height | 27" arm height | 24" seat depth